

REFERENCES

A new storage medium containing amphotericin B versus Optisol-GS for preservation of human donor corneas

Mistò R.; Giurgola L.; Pateri F.; Limongelli A.; Ragazzi E.; D'Amato Tóthová J. - *British Journal of Ophthalmology* 2020, Nov 10, 2020

Performance of new hypothermic corneal storage media with an antimycotic tablet in comparison to traditional hypothermic media during simulated eye bank processing

Perry I.; Peterson K.; D'Amato Tóthová J.; Tramber M.; Botsay S.; Tremblay D. - *Cornea*: April 13, 2020

Antimycotic efficacy and safety of a new cold corneal storage medium by time-kill and toxicity studies

Giurgola L.; Gatto C.; Parel J.M.; Miller D.; D'Amato Tóthová J. *Cornea* Oct;38(10):1314-1321, 2019

Efficacy and safety of various amphotericin B concentrations on candida albicans in cold storage conditions

K.D. Tran, PhD; B.T. Aldrich, PhD; J. D'Amato Tóthová, PhD; J.M. Skeie, PhD; C.M. Kondratick, PhD; L. Giurgola, MSc; C. Gatto, MSc; C.R. Reed, RN, PhD; G.A. Schmidt, BS, CEBT; M.A. Terry, MD; M.A. Greiner, MD - *Cornea*: June 13, 2019



ALCHIMIA
YOUR IDEAS, OUR SOLUTIONS



AL.CHI.MI.A. S.R.L.
VIALE AUSTRIA, 14
35020 - PONTE SAN NICOLÒ (PD)
ITALY

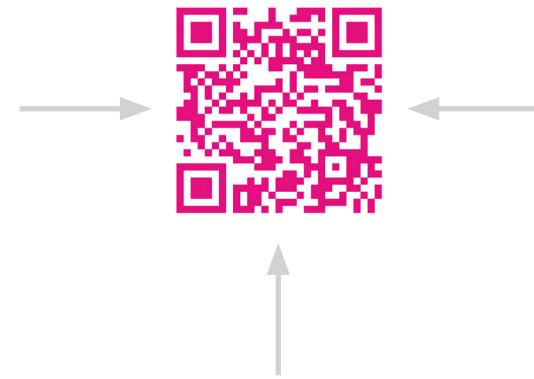
+39 049 89.62.074

+39 049 89.62.071

www.alchimiasrl.com
info@alchimiasrl.com

MKT- 292 REV.2

SCAN THE QR CODE WITH YOUR CELL PHONE AND FIND OUT HOW TO USE KERASAVE!



EXCLUSIVE AUTHORIZED REPRESENTATIVE OF
AL.CHI.MI.A. S.R.L. IN THE US AND LATIN AMERICA



OFTALMEDIA LLC - 250
CATALONIA AVE, SUITE 606
33134 - CORAL GABLES (FL)
USA

(305) 4694243

(888) 7644466

(305) 4619988

info@oftalmedia.com

ALCHIMIA

KE
RA
SA
VE



THE NEW ANTIFUNGAL
PROTECTION
FOR EYE BANKING

KERASAVE

THE FIRST CORNEAL STORAGE MEDIUM WITH
PROVEN ANTIFUNGAL EFFECT AT 4°C

WHAT DOES KERASAVE LOOK LIKE?

Each pack contains 12/20 ml vial of medium for corneal storage, a blister of 12 amphotericin B tablets, 12 donor eye caps, 1 pH control scale, 1 package insert and 12 labels for product traceability.

WHAT DOES KERASAVE CONTAIN?

KERASAVE contains dextran, sodium pyruvate, glucose, amino acids, mineral salts, vitamins, gentamicin (100 µg/ml), streptomycin (200 µg/ml), amphotericin B (2.5 µg/ml after the dissolution of the tablet in the medium), nicotinamide, Hepes, bicarbonate, phenol red.

WHY AMPHOTERICIN B?

The latest studies report an increase of fungal contamination rates after corneal transplantation; therefore, it is necessary to control fungal growth inside the storage medium.

WHY THE TABLET?

The tablet is a simple tool to ensure effective, controlled and stable antifungal activity for corneal storage up to 14 days.

WHY IS AMPHOTERICIN B NOT INSIDE THE MEDIUM?

We have observed that the tablet formulation ensures maximum antifungal efficacy.

HOW IS KERASAVE USED AND WHEN IS THE TABLET ADDED?

Each tablet shall be completely dissolved in the medium before inserting the cornea.

HOW LONG DOES THE ANTIFUNGAL ACTIVITY OF KERASAVE LAST?

From the dissolution of the tablet up to 14 days at 4°C.

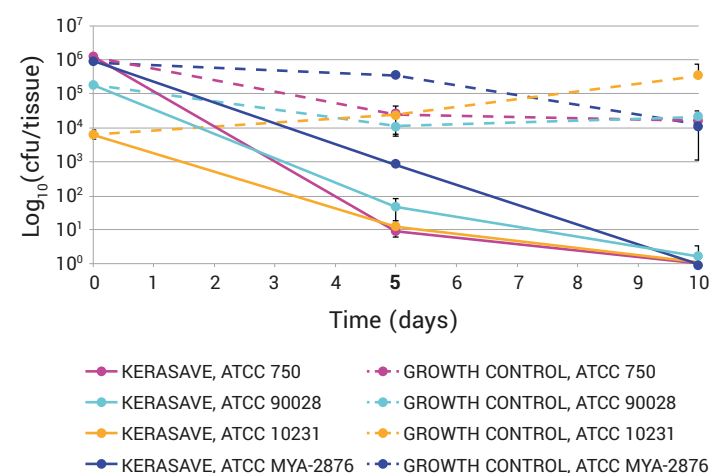
WHY THIS CONCENTRATION?

Amphotericin B (2,5 µg/ml) has an effective antifungal action at this concentration.

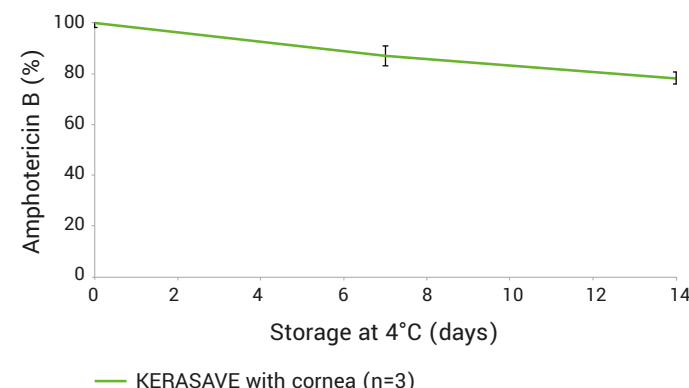
IF I FORGET TO ADD THE TABLET, CAN I STILL USE THE PRODUCT?

Without the tablet the product will have antibacterial activity only and no antifungal effect.

Time-kill on porcine corneas contaminated with
C. tropicalis (ATCC 750), *C. albicans* (ATCC 10231),
C. albicans (ATCC 90028) and *C. albicans* (ATCC MYA-2876)



Stability of amphotericin B in the medium with porcine corneas at 4°C



1 Kerasave is the **only** corneal storage medium containing an **antifungal agent**

2 Kerasave increases **safety** for the patient

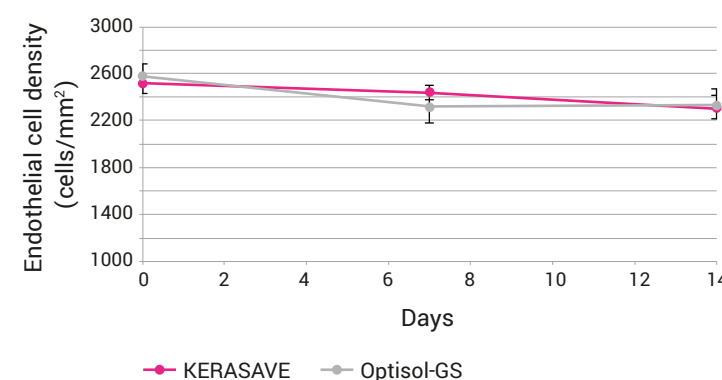


3 Kerasave, antifungal and antimicrobial protection for up to **14 days** at 4°C

4 Kerasave increases the **safety** of precut tissues

KERASAVE vs Optisol-GS

Endothelial cell density in donor corneas stored in KERASAVE and Optisol-GS for 14 days at 4°C



Days	ECD (cells/mm ²) using specular microscopy, Konan		Student's <i>t</i> -test for independent samples
	KERASAVE (n=16)	Optisol-GS (n=16)	
0	2521	2578	<i>p</i> = 0,6567
7	2437	2213	<i>p</i> = 0,4767
14	2332	2332	<i>p</i> = 0,8863