

Bronze Care Guide. With TA-DAAN.

TA-DAAN TIPS

all rights reserved

Follow [@real_ta_daan](#) on Instagram
and check out [our website](#) for the coolest crafts!

TA-DAAN

Tips

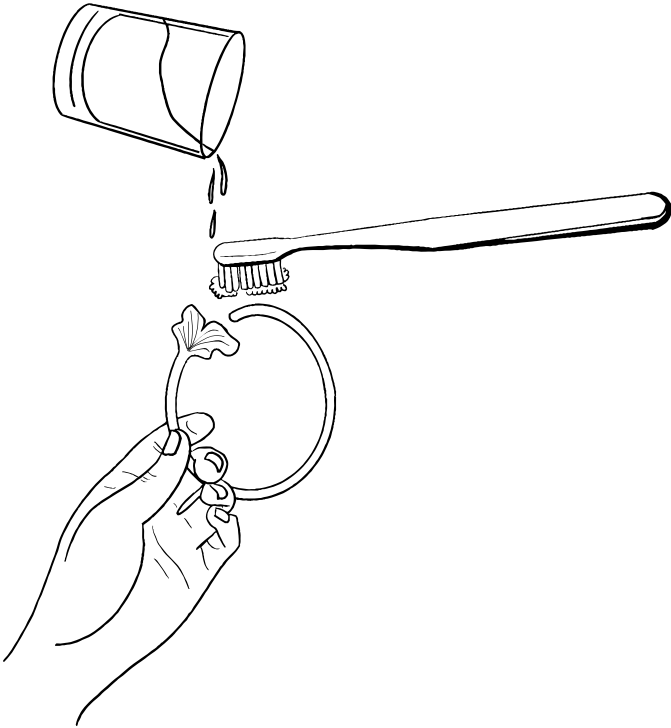
THINGS TO AVOID to maintain your jewellery

- Keep them exposed to the air. Better to store them in jewelry/hermetic boxes or their original packaging.
- Wetting your pieces or keeping them in humid environments, like a bathroom.
- Keeping your pieces on when active, doing sports or exercising. Avoid contact with sweat as moisture can encourage oxidation of the bronze and stain the jewelry.



Click [HERE](https://ta-daan-shop.com/) to visit TA-DAAN's **shop**
<https://ta-daan-shop.com/>

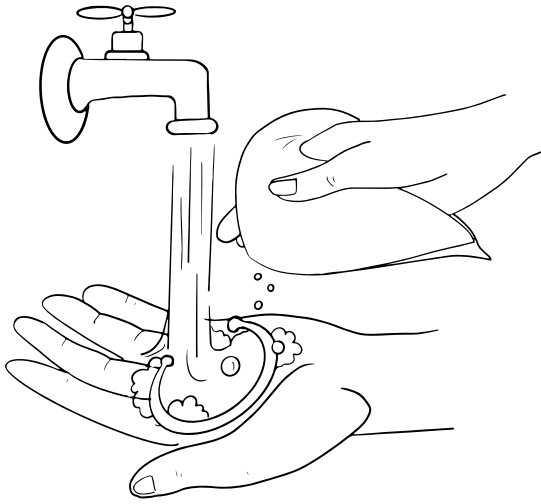
3 cleaning methods



- 1.** Mix **baking soda** with a little bit of **water**, this will create a paste. Use it to **scrub the piece**, using a toothbrush. Be careful if you use a granulated baking soda as it may create an unexpected satin effect on the surface of the piece!

Click [HERE](https://ta-daan-shop.com/) to visit TA-DAAN's **shop**
<https://ta-daan-shop.com/>

TA-DAAN

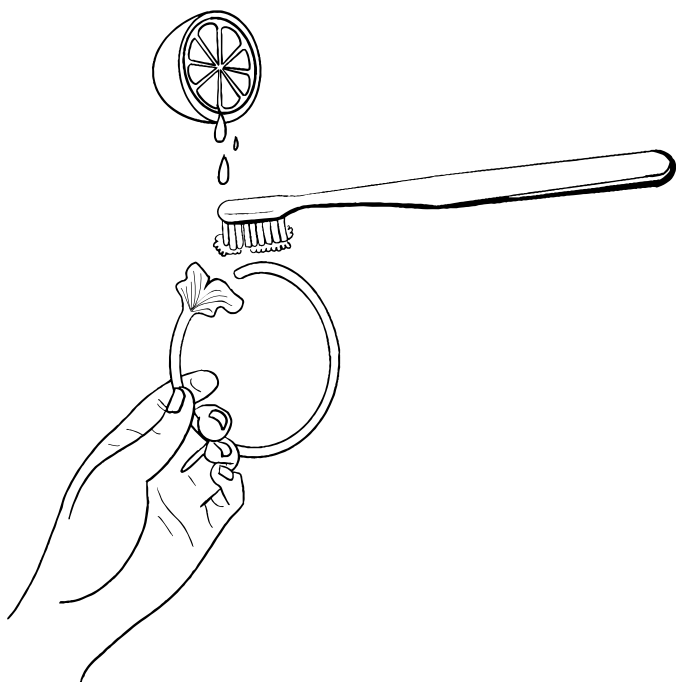


2. If, over time, the piece loses its luster and **becomes dull**, you can use a commercially available product specific for bronze, or a **solution** of **warm water** and **neutral soap** to rub on the surface of the piece with a microfibre cloth.

Our bronze collection



Click to discover more
BRONZE JEWELLERY



3. One method **to polish** your bronze pieces is to use **lemon juice** or vinegar and brush vigorously. Always remember **to dry** them well with a dedicated or **microfiber towel**.

GET READY TO SHINE!

Click [HERE](https://ta-daan-shop.com/) to visit TA-DAAN's **shop**
<https://ta-daan-shop.com/>

CHECK OUT BRONZE JEWELLERY

and choose the perfect one for you!



Click [HERE](https://ta-daan-shop.com/) to visit TA-DAAN's **shop**
<https://ta-daan-shop.com/>