

VEHICLE

Bingo

Vehicle Bingo: level 1 cards

Level 1 Cards: This is the easy level. Use these to work on vocabulary and picture identification. Laminate and cut out. Use the label to put on the outside of a baggie.



wagon

Vehicle Bingo: level 2 cards


Level 2 Cards: This is the hard level. Use these to work on vocabulary, problem solving, and receptive language. Laminate and cut out. Use the label to put on the outside of a baggie.



this vehicle is yellow & small



this carries extra things



this is a large vehicle that carries big or a lot of items




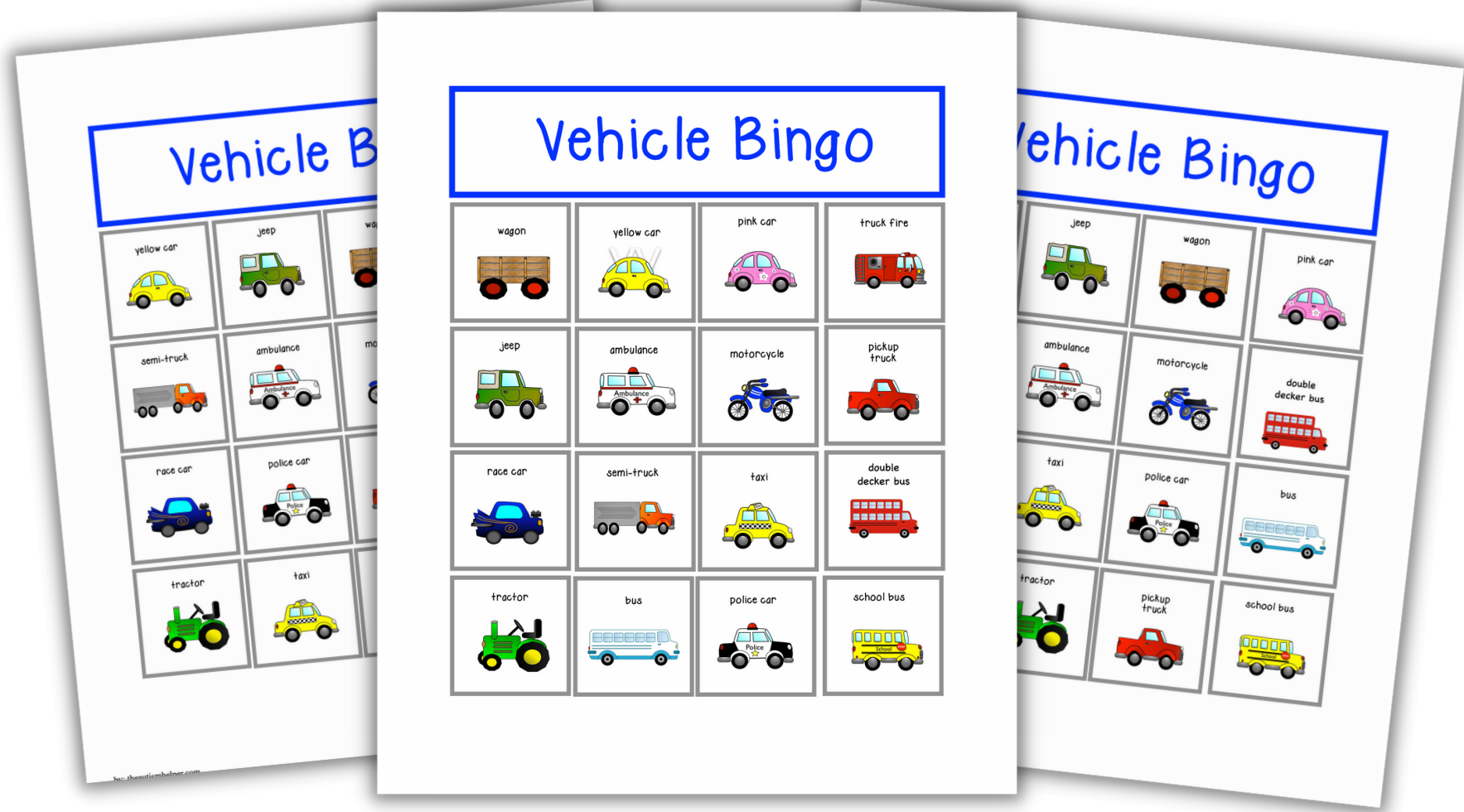
this vehicle only has two wheels



this vehicle goes really fast




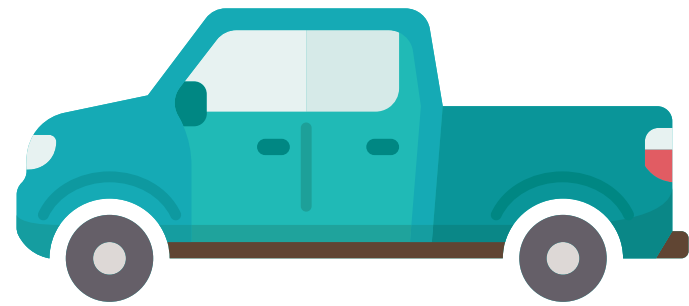
this truck



20 BINGO BOARDS

2 LEVELS OF CALLING CARDS







**STUDENTS PRACTICE
TURN-TAKING, NAMING
DESCRIBED VEHICLES,
AND IDENTIFYING
vehicles
IN A FUN AND
INTERACTIVE WAY!**



**THIS GAME IS GREAT TO BUILD FUNCTIONAL VOCABULARY AND
WORK ON THE NAMES OF COMMON VEHICLES.**

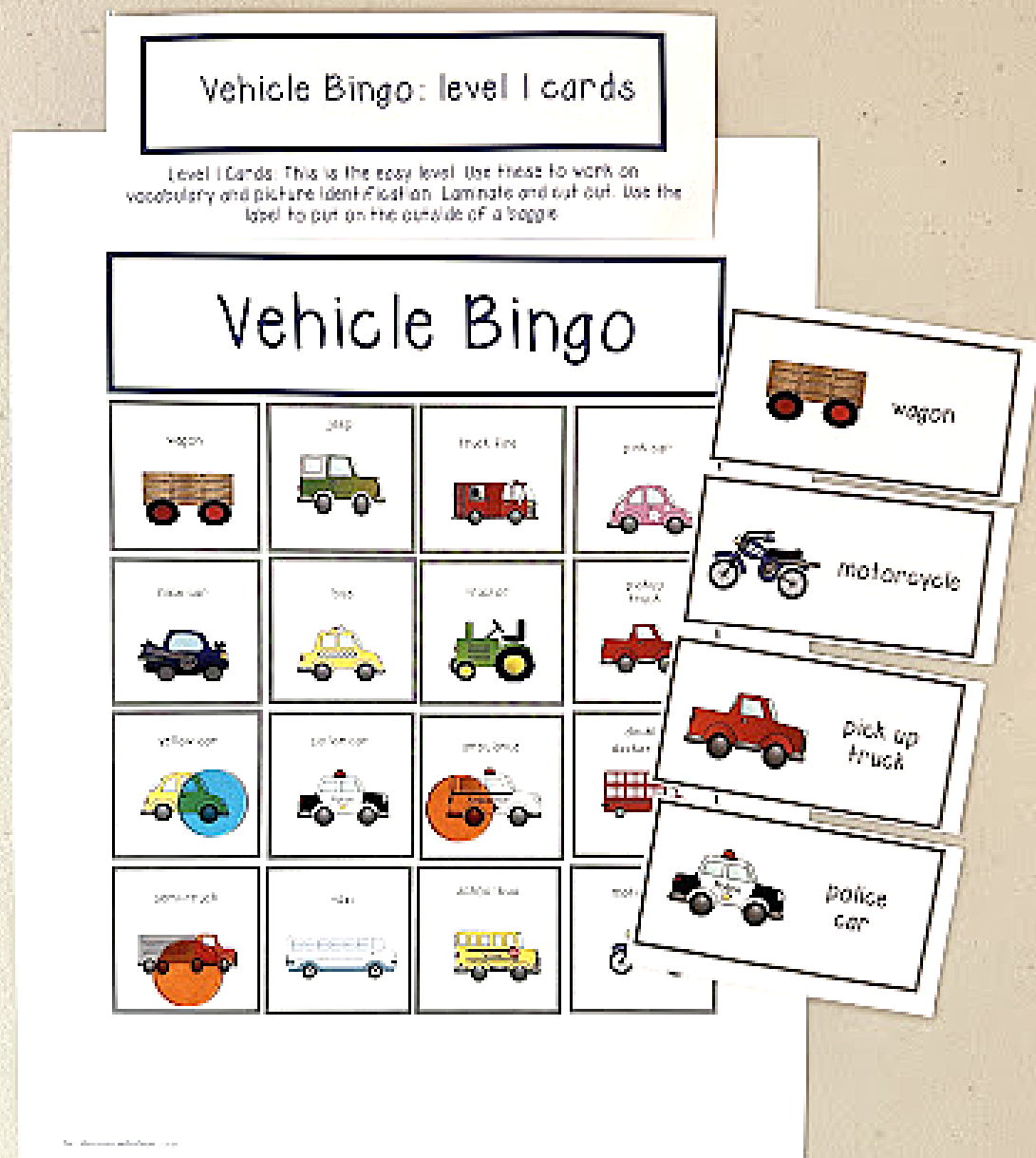
simply laminate & use

Vehicle Bingo

wagon 	yellow car 	pink car 
jeep 	ambulance 	motorcycle 

Vehicle Bingo

tractor 	wagon 	truck fire 	motorcycle 
jeep 	ambulance 	double decker bus 	semi-truck 
race car 	yellow car 	pickup truck 	police car 



LEVEL 1 HAS PICTURES TO WORK ON IDENTIFICATION AND VOCABULARY. LEVEL 2 INCLUDES A WRITTEN DESCRIPTION TO WORK ON RECEPTIVE LANGUAGE, PROBLEM SOLVING, AND VOCABULARY.