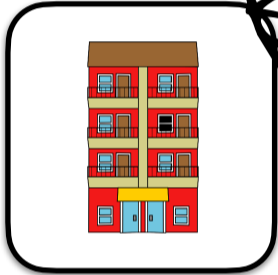
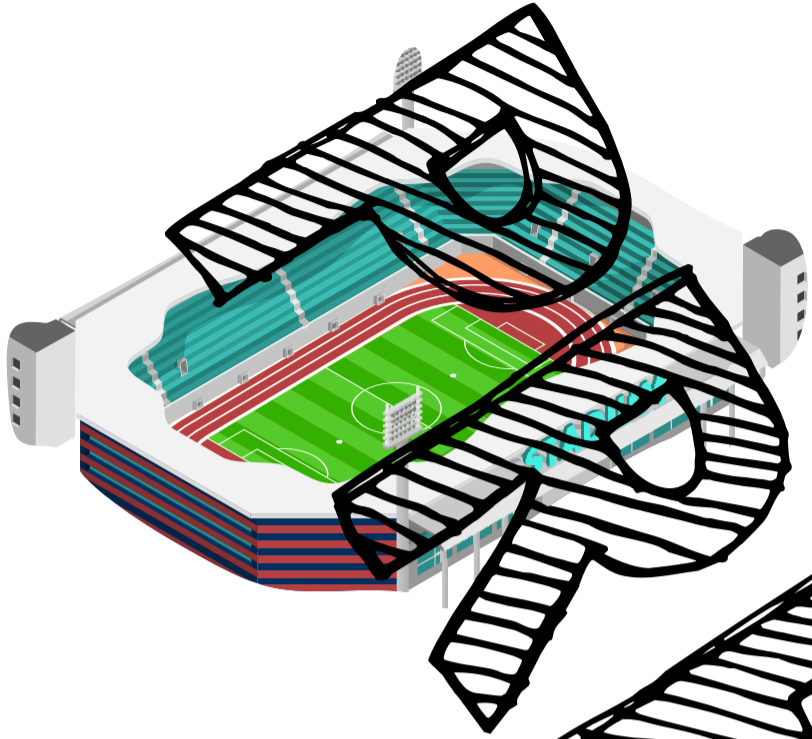


FIND THE MATCH



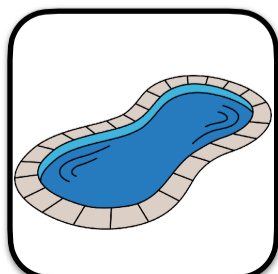
VPS MTS II-d

FIND THE MATCH



VPS MTS II-d

FIND THE MATCH







VPS MTS II-d


FIND THE MATCH



VPS MTS II-d



Find the same.



VPS MTS 12-M

Find the same.




VPS MTS 12-M

Find the same.



VPS MTS 12-M

Find the same.



VPS MTS 12-M

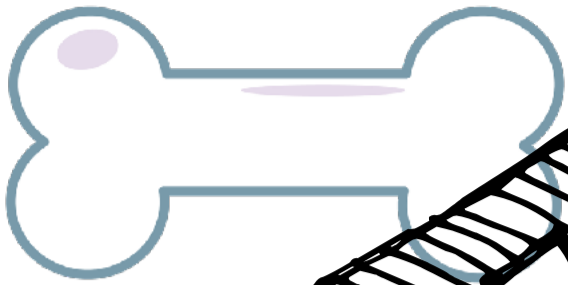
Directions for setup: Print cards and laminate for longer use. Cut out and store in a bin or baggie. Use labels below. Label the outside of the bin with the name of the task, put the Directions for Use on the inside cover of the bin, and use the small label on the side of the bin (if needed). Optional- use page 2 as additional labels/organizational tool.

Labels:


L3 VPS MTS 14-M
Sort into categories
without a sample

Directions for use: Lay 2+ cards for 5 different categories in front of the student. The student should sort the cards into 5 separate categories.

L3 VPS MTS 14-M
Sort into categories
without a sample



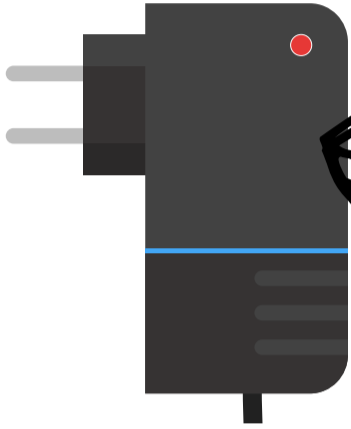
VPS MTS 13-c



VPS MTS 13-c



VPS MTS 13-c



VPS MTS 13-c



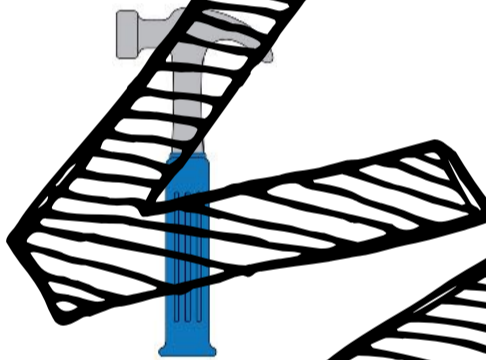
VPS MTS 13-c



VPS MTS 13-c



VPS MTS 13-c



VPS MTS 13-c



VPS MTS 13-c



VPS MTS 13-c



VPS MTS 13-c



VPS MTS 13-c



VPS MTS 13-c



VPS MTS 13-c



VPS MTS 13-c