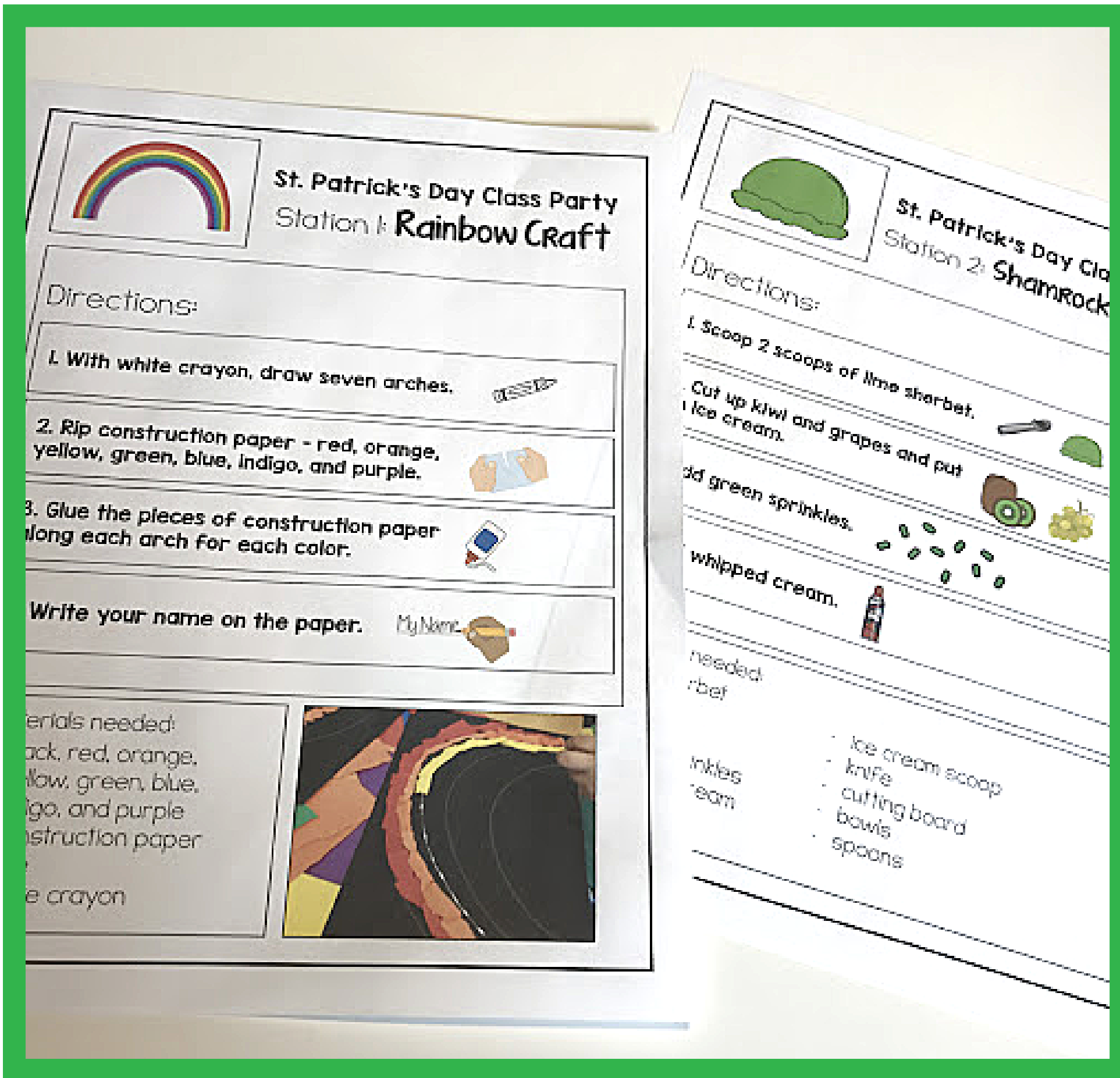




ST. PATRICK'S DAY CLASS PARTY SETUP KIT



4 Station Setup



5 Station Setup



Detailed supply & shopping lists



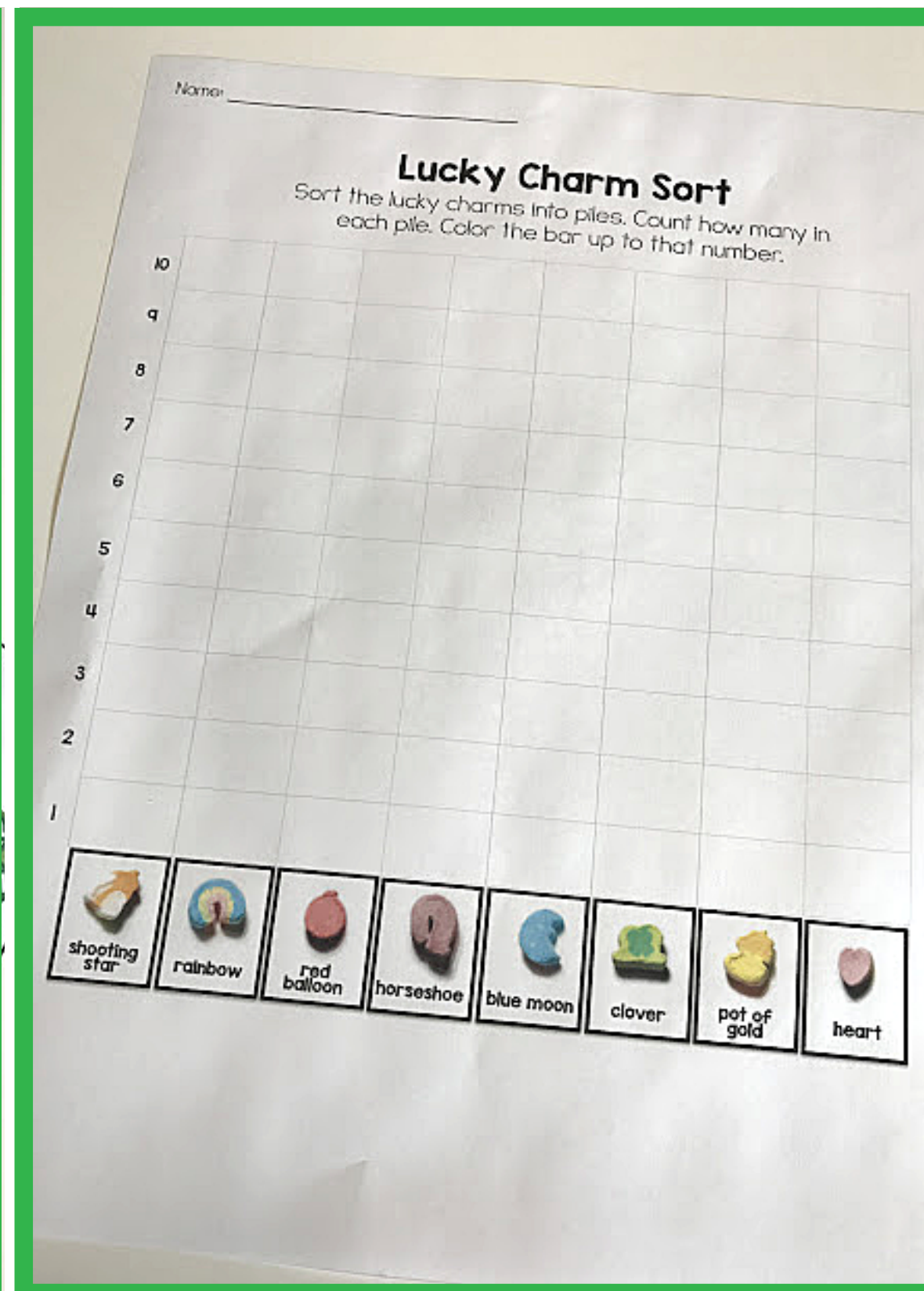
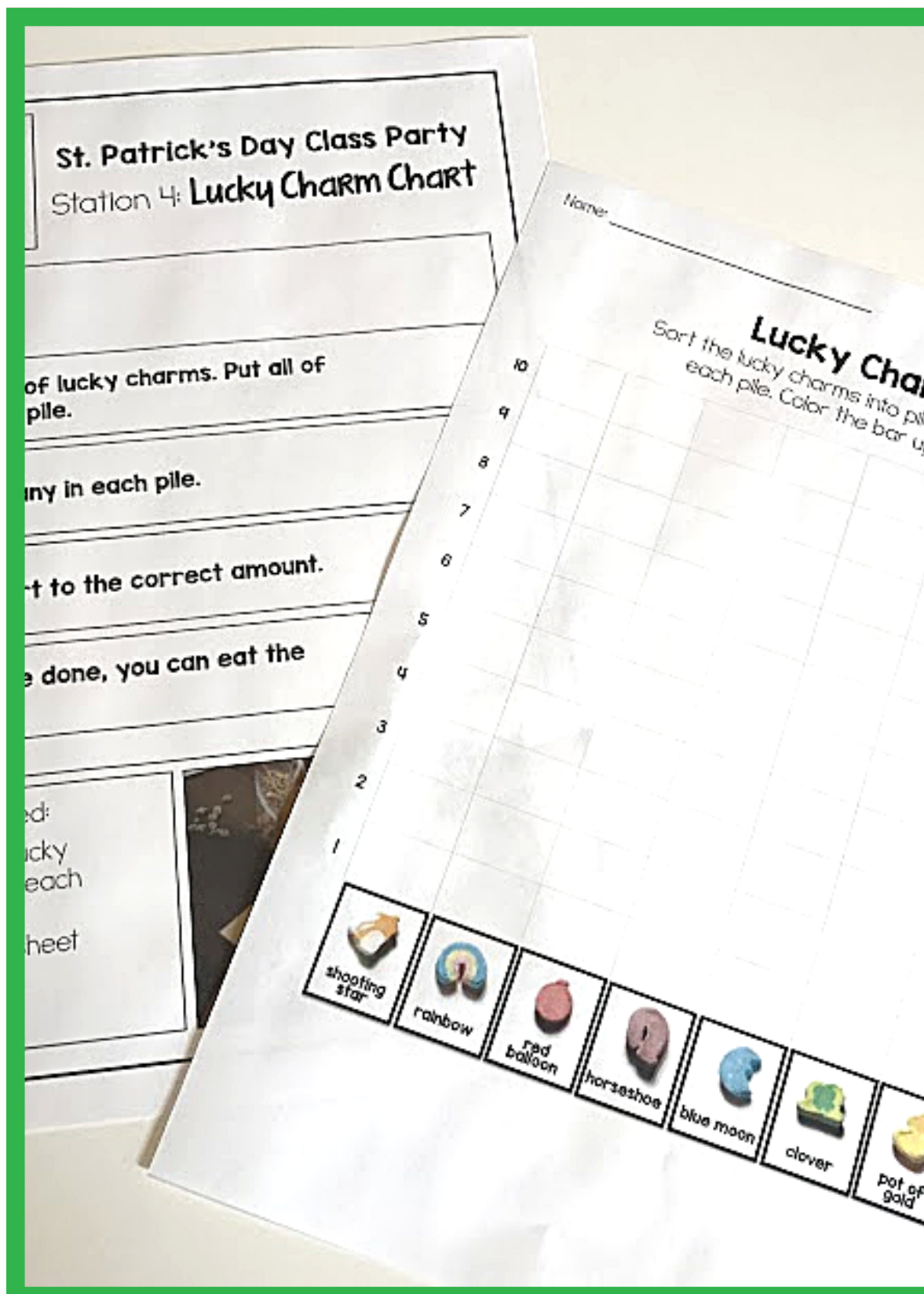
Student mini schedules



Schedules & group lists



Materials for each activity



INCLUDES CRAFTS, GAMES, COOKING, & SENSORY ACTIVITIES.

DETAILED

instructions & shopping list!



St. Patrick's Day Class Party

Instructions

This resource will completely organize and setup your class party! The party will consist of 5 stations. Students will be in groups and rotate between the five stations for a preset amount of time. Each station will be run by an adult (or independent if that works for your students). I recommend inviting the SLP, OT, case manager, or parent volunteers to come in to your class so you can have an adult for each station. Station 3 has two options for games depending on the level of your students. You can have everyone complete one of the activities if that works or switch the type of game based on the group.

Print all pages. On the Schedule & Group List page write in the assigned adult and location for each station. Also write in the times for each rotation. Group your class into 4 groups and list them under Group A, B, C, and D. Cut the student schedules into strips and write student names on the page. Let students cross off each station after they complete it.

Each station has a master direction card that includes visual directions, a list of materials needed, and sometimes a photo sample. Post the page at each station. Set up the materials as listed.

When the party begins, bring Group A to station 1, Group B to station 2, etc. When the allotted time is up, let the group know you will be switching or help each group switch individually.

Below is the shopping list for needed supplies for the party as well as common classroom materials you may already have. I hope you and your class have a great party!

Shopping List

- lime sherbet
- kiwis
- grapes
- green sprinkles
- whipped cream
- lucky charms

Other Materials

- construction paper (all colors)
- glue
- knife
- cutting board