

Unit Data Sheet

Name: _____

Date	Activity	# correct	# incorrect	# of prompts	Notes
------	----------	-----------	-------------	--------------	-------

Level 2 Curriculum Map

Life Skills

	Unit Theme	Unit Focus Topics	Unit Details	Extension Skills
Unit 1	Meal Planning & Grocery Shopping	<ul style="list-style-type: none">- identify price- categorize groceries- expiration dates	The goal of this unit is to increase grocery shopping related skills. The learner will work on categorizing within a grocery store, identifying price, and reading expiration dates. The unit also teaches paying via cash or credit.	<ul style="list-style-type: none">- finding items from a grocery store- using a credit card machine
Unit 2	Eating in the Community	<ul style="list-style-type: none">- identify item and price on a menu- restaurant behavior	The goal of this unit is to work on skills related to dining in the community. The unit teaches menu skills including choosing food and finding the price of an item. The unit teaches the identification of sit-down, fast food, and drive-through dining and the steps/skills needed for each. Learners will also identify appropriate restaurant behaviors.	<ul style="list-style-type: none">- ordering from a sit down restaurant- ordering from a fast food restaurant
	thing & dry	<ul style="list-style-type: none">- sorting laundry- washer & dryer- putting clothes away	The goal of this unit is to build laundry skills and independent dressing. This unit breaks down the steps to doing laundry, using a washer/dryer, and putting clothes away. Learners also focus on	<ul style="list-style-type: none">- using the washer- using the dryer

Level 2 Life Skills...

focuses on basic concepts and vocabulary through application and problem-solving

level 2

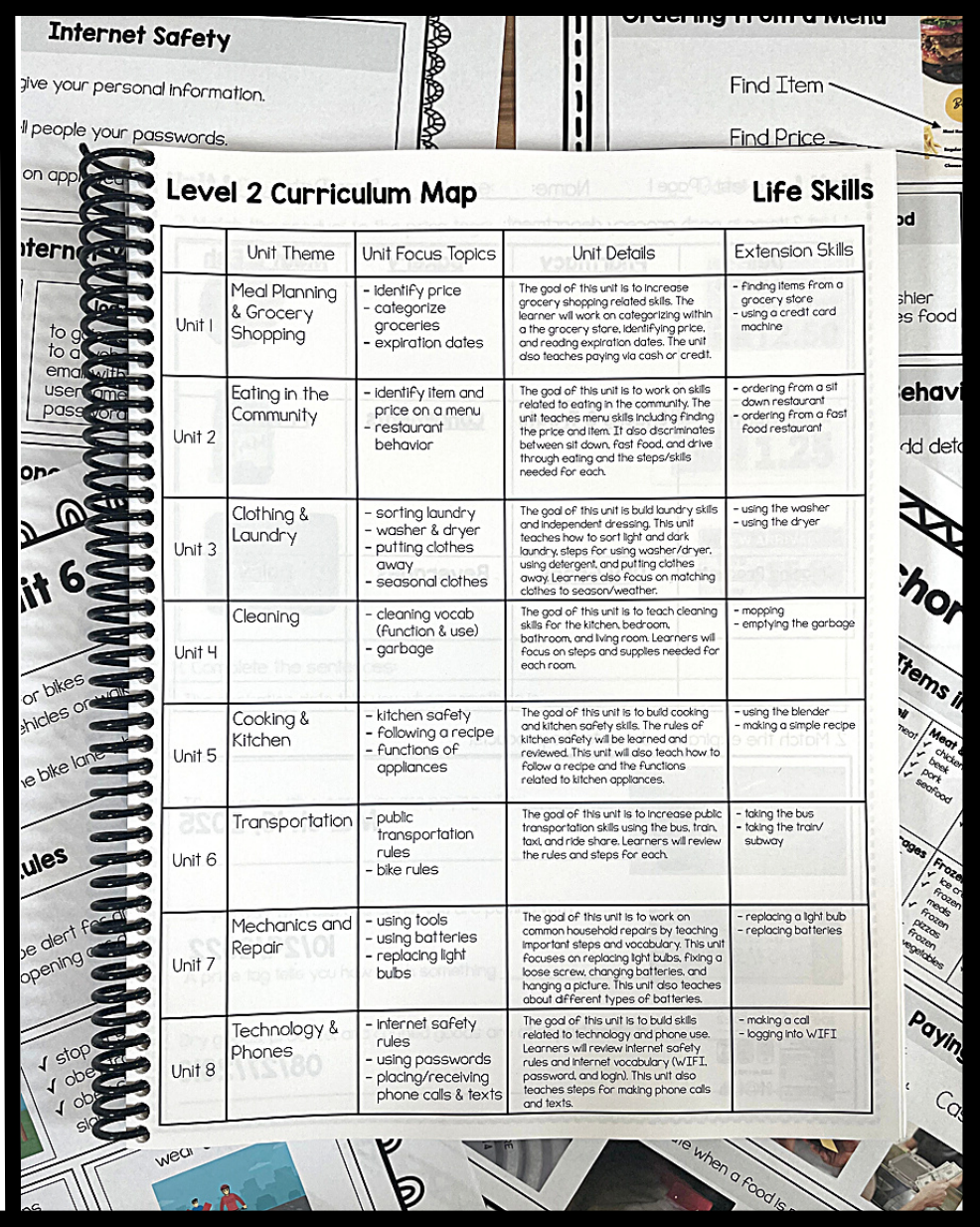
EVIDENCED-BASED INSTRUCTION

A YEAR-LONG RESOURCE!

8 Units + 1 review unit

All 8 units have:

- ✓ Anchor chart
- ✓ Pre and post test
- ✓ Grading rubric
- ✓ 20 pages of activities
- ✓ All real photos
- ✓ 2 hands-on focus skill task analysis data sheets



Anchor Chart - Unit 8

Internet Safety

- ✗ Never give your personal information.
- ✗ Don't tell people your passwords.
- ✓ Only go on approved websites.

Internet Vocabulary

WiFi

a way for computers and phones to have internet without being plugged in

log in

to gain entrance to a website or email with a username and password

password

numbers and letters that you need to log in to a website or email

Phone Calls & Texts



- answer & say hello
- press decline to not answer
- dial number or select a name to make a call



- reply by typing a response and pressing send.
- send new message by selecting a name and typing message

Level 2

Anchor Chart - Unit 2

Ordering from a Menu



Find Item

Find Price

Sit Down Restaurant

- ✓ order from waiter
- ✓ wait for food
- ✓ water brings food
- ✓ pay before you leave

Fast Food

- ✓ order from cashier
- ✓ pay the cashier
- ✓ cashier gives food
- ✓ Find a table

Drive Through

- ✓ stay in car
- ✓ order at speaker
- ✓ pull to next window to pay and get food

Restaurant Behavior

- ✓ Order from menu and add details like size or toppings.
- ✓ Wait patiently for food.
- ✓ Clean area after eating.
- ✓ Pay for your meal.

Level 2

INCLUDED SKILLS:

- grocery shopping: categorizing, identifying price, expiration dates, payment methods
- eating in the community: ordering from a menu, identifying price, restaurant types & behaviors
- clothing and laundry: putting clothes away, doing laundry, matching clothes to temperature
- cleaning: cleaning supplies functions, chores by room, steps to specific cleaning tasks
- cooking and kitchen: kitchen safety, reading a recipe, kitchen appliances
- public transportation: bike rules, four methods of public transportation
- mechanics and repair: identifying tools and functions, batteries, simple household repairs
- technology: internet safety, internet vocabulary, calling & texting

Anchor Chart - Unit 6

Bicycles



- ✓ a lane only for bikes
- ✓ no other vehicles or walking allowed
- ✓ stay in the bike lane when riding

Bike Safety Rules

watch for car doors

- ✓ be alert for drivers opening car doors

stop at stop signs

level 2

Anchor Chart - Unit 1

Find Items in Grocery Store

Produce	Bakery	Deli	Meat & Fish	Dairy	Dry Goods	Canned Goods
✓ fruit ✓ vegetables	✓ bread ✓ donuts ✓ cakes ✓ pastries	✓ sliced ✓ salad ✓ soups ✓ sandwiches	✓ beef ✓ pork ✓ seafood	✓ milk ✓ cheese ✓ yogurt ✓ cream	✓ cereal ✓ baking ✓ bread & bagels ✓ coffee & tea	✓ soups ✓ canned soups & vegetables ✓ soup ✓ beans
Slices	Condiments	Snacks & Treats	Beverages	Frozen Food	Cleaning Products	Pharmacy
✓ hot & pepper ✓ chicken ✓ wings ✓ gyoza and onion powder	✓ ketchup ✓ mustard ✓ pickles ✓ mayo ✓ salsas	✓ chips ✓ cookies ✓ crackers	✓ water ✓ coffee ✓ juice	✓ ice cream ✓ frozen meals ✓ frozen pizza ✓ frozen vegetables	✓ spray ✓ bleach ✓ detergent ✓ sponges	✓ medicine ✓ vitamins ✓ band-aids ✓ hygiene products

Finding the Price



Paying

Credit or Debit

Cash

Unit Pre-tests, Post-Tests, & Grading Rubrics

Name: _____ Date: _____
 Price tags: _____

Unit I Post-test - Page 1 Name: _____ Date: _____

1. List 2 items in each grocery department:

Deli	Pharmacy	Bakery	Meat & Fish
Frozen	Snacks & Treats	Condiments	Produce
Cleaning Products	Dry Goods	Beverages	Dairy

2. Match the expiration dates to the products.

March 16, 2025



4. Complete the
 The expiration

 If you pay v

 If you pa



Unit I Rubric & Grading Instructions

Name: _____ Date: _____ (circle one) Pre-test Post-test

	correct	incorrect	total possible
1. List 2 items in each grocery department: Count each department as 2 points. Counts as correct if 2 reasonable items are written in each department. Count one incorrect if only one item is listed and two incorrect if zero items are written in a department or if the items definitively do not belong in that department.			24
2. Match the expiration dates to the products; Count as correct if only one line is drawn between matching product photo and the corresponding expiration date. Count as incorrect if more than one line is drawn to a date or a date has no lines drawn to it.			3
3. Match the product to the price tags; Count as correct if only one line is drawn between matching products and their price tags. Count as incorrect if more than one line is drawn to a price tag or a price tag has no lines drawn to it.			3
4. Complete the sentences; Count each sentence as one point. Count as incorrect if a sentence is left incomplete or an incorrect answer is given.			5
	total correct	total incorrect	
	total possible	percentage	35

* total correct divided by total possible times 100

Analyzing the Errors:
 The pre-test is used as a baseline to see where the student is starting out before any instruction is given. Errors on the pre-test will be addressed through the unit activities. Errors on the post-test indicate that additional instruction or practice is needed. Every student learns at a different rate! Here is where this student needs more work:

Error Numbers	Needs Practice on...	Suggested Activities
many errors on 1	still needs work on categorizing groceries by department	show the student a grocery item and have the student write, say, or point to the department on the anchor chart
many errors on 2	still needs work on identifying an item's expiration date	use real food products to look for and identify the expiration date. discuss if the product is safe or unsafe to eat.
many errors on 3	still needs work on identifying the price of an item	use an online grocery shopping application to "buy groceries" and identify the price of each item.

EMBEDDED DATA BASED DECISION MAKING


Each unit includes task analysis data sheets for 2 hands-on focus skills

Overall Skill Tracking Guide

Life Skills Data Sheet

Student: _____ Year: _____

Focus Skill	Date	Score	Date	Score	Date	Score	Date	Score
Finding items from the grocery store.								
Using a credit card machine.								
Ordering from a sit down restaurant.								
Ordering from a fast food restaurant.								
Using a washer.								
Using a dryer.								
Mopping.								
Emptying garbage cans.								
Using the blender.								
Following a simple recipe.								
Taking the bus.								
Taking the train/subway.								
Replacing a lightbulb.								
Replacing batteries.								
Making a call.								
Logging into WIFI.								




level 2

FOCUS SKILL DATA SHEET INCLUDED!



RECOMMENDED PRE-REQUISITES

- Can answer basic questions in conversation (who, what, where)
- Can write the name of 50 common objects
- Can independently write words (when verbally given the word, shown a picture, etc.)
- Can utilize an anchor chart



level .5

level 1.5

level 3

level 1

level 2

level 4