

# Unit Data Sheet

Name: \_\_\_\_\_

Date	Activity	# correct	# incorrect	# of prompts	Notes
------	----------	-----------	-------------	--------------	-------

## Level I Curriculum Map

## Life Skills

	Unit Theme	Unit Focus Topics	Unit Details	Extension Skills
Unit 1	Meal Planning & Grocery Shopping	<ul style="list-style-type: none"><li>- find items at the grocery store</li><li>- put groceries away</li></ul>	The goal of this unit is to teach grocery store vocabulary and increase independence with meal planning and grocery shopping. This unit teaches skills needed while shopping such as locating items, waiting in line, using a conveyer belt, as well as how to put food away at home in the correct location.	<ul style="list-style-type: none"><li>- finding items in the grocery store</li><li>- loading conveyer belt</li><li>- sorting groceries at home</li></ul>
Unit 2	Eating in the Community	<ul style="list-style-type: none"><li>- identify open and closed signs</li><li>- matching in a menu</li><li>- sizes in a menu</li></ul>	The goal of this unit is to increase independence when eating at fast food and sit-down restaurants. This unit teaches how to identify open/closed signs and use a menu. This unit teaches important restaurant vocabulary needed for successful communication in these settings.	<ul style="list-style-type: none"><li>- ordering at a restaurant</li></ul>
	Clothing & Laundry	<ul style="list-style-type: none"><li>- getting dressed</li><li>- washer &amp; dryer</li></ul>	The goal of this unit is to teach clothing and laundry vocabulary as well as increase independence when washing clothes. Learners will match clothes to body parts, discriminate between washer and dryer, identify the components in a complete outfit, and review clothing vocabulary.	<ul style="list-style-type: none"><li>- putting clothes in a hamper</li><li>- loading washer or dryer</li></ul>

# Level I Life Skills...

focuses on foundational concepts and vocabulary

level 1

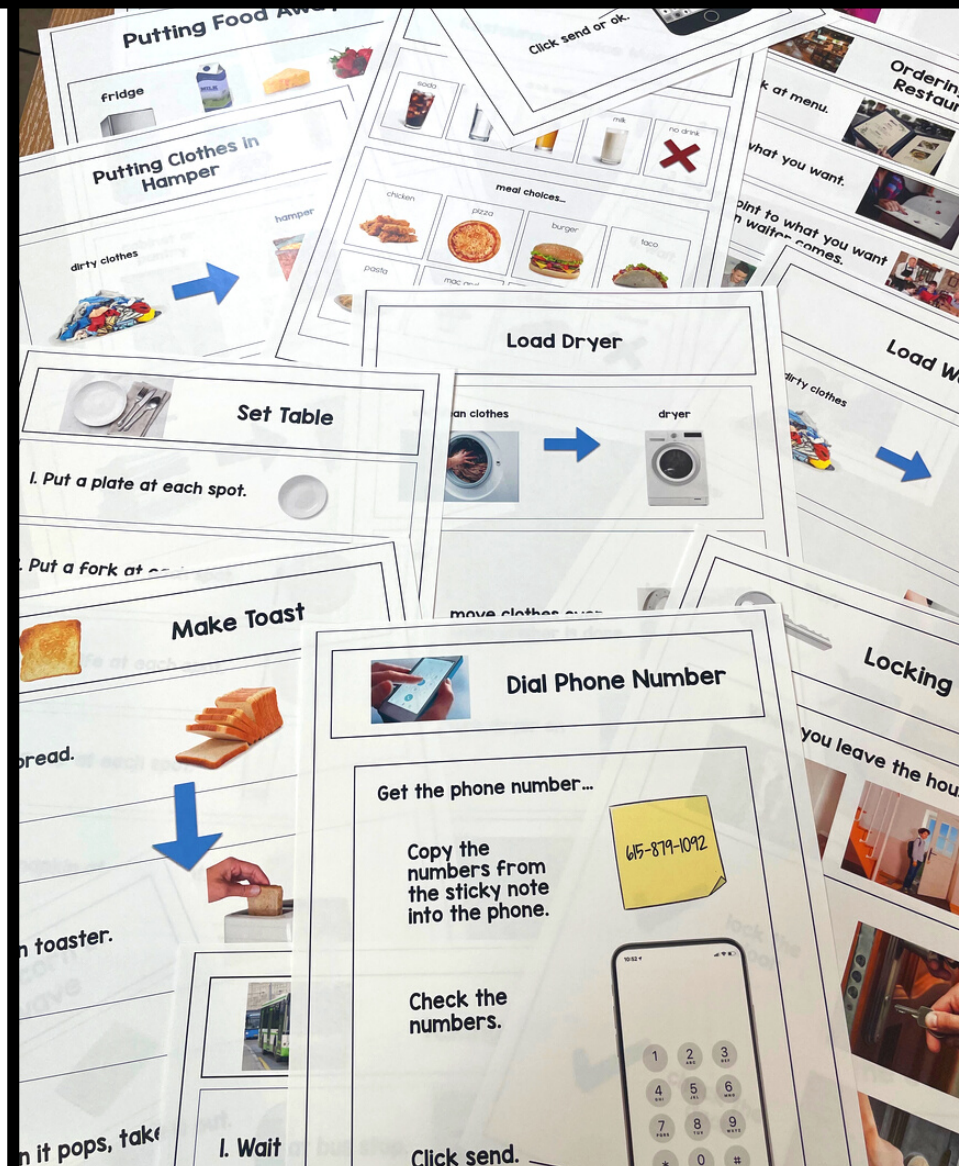
# EVIDENCED-BASED INSTRUCTION

# A YEAR-LONG RESOURCE!

8 Units + 1 review unit

*All 8 units have:*

- ✓ Anchor chart
- ✓ Pre and post test
- ✓ Grading rubric
- ✓ 20 pages of activities
- ✓ All real photos
- ✓ 2-3 hands-on focus skill visuals





over  
**180**  
activities

Unit 6 Page H

Date: \_\_\_\_\_

Name: \_\_\_\_\_



taxi

Circle the signs that are the same as:



Circle the signs that are the same as:



She is tapping her phone to pay the train fare.  
Circle at the trains.



crosswalk



pedestrian crossing sign



walk



Circle the correct word for each picture:



microwave

toaster



stove

microwave



dishwasher

blender



fridge

oven



coffee maker

oven



microwave

Unit 2 Page 6

Circle the words below on the menu:

Name: \_\_\_\_\_

Date: \_\_\_\_\_

coffee

drinks

bites

best



Trace each sign word:



closed



open

Circle the name for each picture:



small

medium

large



small

medium

large



small

medium

large

level 1

EASILY ALIGNS WITH CORE STANDARDS

## Anchor Chart - Unit 2

Open

Closed


OPEN



CLOSED



Ordering from a Menu



## Anchor Chart - Unit 3

Washing Machine  
Washer



gets  
clothes  
clean

Dryer



gets  
clothes  
dry

Outfit

a top



a bottom



shoes



Clothing Vocabulary

## Anchor Chart - Unit 5

Kitchen Tools

pot



pan



bowl



plate



knife



spoon



Fork



cup



Kitchen Appliances

stove

oven

fridge

toaster



dishwasher

coffee  
maker



## Anchor Chart - Unit 7

Turn On



Turn Off



key



lock



plug



outlet



# INCLUDED SKILLS:

- grocery shopping and vocabulary
- eating in the community and menu vocabulary
- clothing and laundry
- cleaning
- cooking and kitchen vocabulary
- public transportation
- mechanics and repair vocabulary
- technology (phone use)

level 1

USES PREWRITING SKILLS INCLUDING MATCHING,  
TRACING, & CIRCLING



# Unit Pre-tests, Post-Tests, & Grading Rubrics

level 1

**Unit 3 Pre-test - Page 2** Name: \_\_\_\_\_ Date: \_\_\_\_\_

3. Circle the body part that goes with the clothing:

**Unit 3 Pre-test - Page 1** Name: \_\_\_\_\_ Date: \_\_\_\_\_

1. Circle the picture that matches the word or phrase:

washer	dryer	laundry
gets clothes clean		
gets clothes dry		

2. Circle what's missing from the outfit:

Every outfit needs:  top  bottoms  shoes

**Unit 3 Rubric & Grading Instructions**

Name: \_\_\_\_\_ Date: \_\_\_\_\_ (circle one) Pre-test Post-test

	correct	incorrect	total possible
1. Circle the picture that matches the word or phrase: Count each word/phrase as one point. Count as correct IF only the picture that matches the word is circled. Count as incorrect IF no pictures or more than one picture are circled.			5
2. Circle what's missing from the outfit: Count each outfit as one point. Count as correct IF only the missing component is circled. Count as incorrect IF neither or both pictures are circled.			3
3. Circle the body part that goes with the clothing: Count each row as one point. Count as correct IF only the matching body part is circled. Count as incorrect IF more than one or no body parts are circled.			3
4. Match the clothing item to the word: Count each clothing item as one point. Count as correct IF only the matching word is circled. Count as incorrect IF no word or both words are circled.			8
	total correct	total incorrect	
	total possible	percentage	
	19		

**Analyzing the Errors:**


The pre-test is used as a baseline to see where the student is starting out before any instruction is given. Errors on the pre-test will be addressed through the unit activities. Errors on the post-test indicate that additional instruction or practice is needed. Every student learns at a different rate. Here is where this student needs more work:


Error Numbers	Needs Practice on...	Suggested Activities
many errors on 1	still needs work on identifying a washer and dryer by pictures and function.	watch video clips of loading/unloading or running washers and dryers, make flash cards to practice identification or matching.
many errors on 2	still needs work on identifying the components of an outfit.	label the parts of an outfit on people in books or magazines, use real clothes to build outfits.
many errors on 3	still needs work on matching clothing items to body parts.	paste images of clothing items on index cards, paste pictures of body parts on a second set to create a sorting by body part test.
many errors on 4	still needs work on identifying clothing vocabulary and matching to the written word.	paste clothing items on index cards to use as flash cards or, make a second set with written clothing words to find the matches.


# EMBEDDED DATA BASED DECISION MAKING


Each unit includes visuals for 2+ hands-on focus skills


**Set Table**

1. Put a plate at each spot. 

2. Put a fork at each spot. 

3. Put a knife at each spot. 

4. Put a cup at each spot. 

5. Put a napkin at each spot. 



**Get bread.**

**Put in toaster**

**When it pops**

**Life Skills Data Sheet** Overall Skill Tracking Guide

Student: \_\_\_\_\_ Year: \_\_\_\_\_

I = independent      V = uses only the visual prompts      P = prompts such as gestural and verbal prompts

Focus Skill	Date	Prompt Level	Date	Score	Date	Score	Date	Score
Finding items from the grocery store.								
Load the conveyer belt.								
Sorting groceries at home.								
Ordering at a restaurant.								
Putting clothes in a hamper.								
Loading washer.								
Loading dryer.								
Sweeping the floor.								
Vacuuming the floor.								
Setting the table.								
Making toast.								
Making microwave popcorn.								
Crossing the street.								
Taking the bus.								

level 1


**FOCUS SKILL DATA SHEET INCLUDED!**





# RECOMMENDED PRE-REQUISITES

- Can trace shapes and letters/numbers.
- Can copy short words or letters from a model.
- Can do basic identical matching (field of 8).
- Has one-to-one correspondence.
- Can do some nonidentical matching.
- Can circle an item.



level .5

level 1.5

level 3

level 1

level 2

level 4