

# Sets included:

## Coin Name to Coin


Find the penny



A rectangular box containing three small square frames. The first frame on the left contains a penny. The middle frame contains a nickel. The third frame on the right contains a dime.

## Coin to Value

Match the coin value:




5¢      1¢      25¢

A rectangular box containing a penny at the top center. Below it are three gray rectangular buttons with the text "5¢", "1¢", and "25¢" respectively.

## Value to Coin

Match the coin value to the coin:



1¢



A rectangular box containing the text "Match the coin value to the coin:" at the top left, the value "1¢" in the center, and three small square frames at the bottom. The first frame contains a penny, the middle frame contains a nickel, and the third frame contains a dime.

## Front and Back of Coins


Match the coins:



A rectangular box containing a penny at the top center. Below it are three small square frames. The first frame contains a penny, the middle frame contains a nickel, and the third frame contains a dime.

## Bill to Value

Match the bill value:




\$1      \$10      \$5

A rectangular box containing the text "Match the bill value:" at the top left, a one-dollar bill in the center, and three gray rectangular buttons at the bottom with the text "\$1", "\$10", and "\$5" respectively.

## Value to Bill

Match the value to the bill:

\$1



A rectangular box containing the text "Match the value to the bill:" at the top left, the value "\$1" in the center, and three small square frames at the bottom. The first frame contains a one-dollar bill, the middle frame contains a five-dollar bill, and the third frame contains a twenty-dollar bill.