

Directions for setup: Print cards and laminate for longer use. Cut out and store in a bin or baggie. Use labels below. Label the outside of the bin with the name of the task, put the Directions for Use on the inside cover of the bin, and use the small label on the side of the bin (if needed).

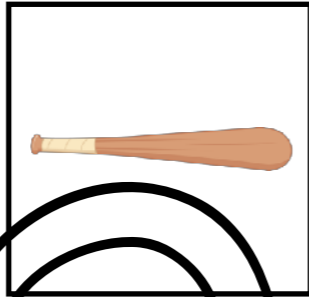
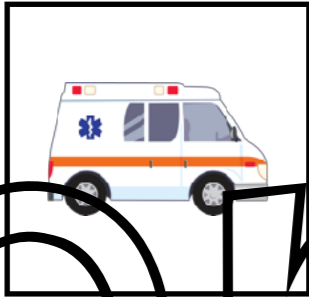
Labels:

**BI6, C36,
GI4**
Associated Pictures

Directions for use: Reference the ABLLS-R to use these cards with BI6, C36, GI4. For the visual performance and receptive language tasks, prompt students to identify the associated item by pointing or using a dry erase marker to circle. For the labeling task, student will need to say the name of the associated item.

**BI6, C36, GI4 -
Associated Pictures**

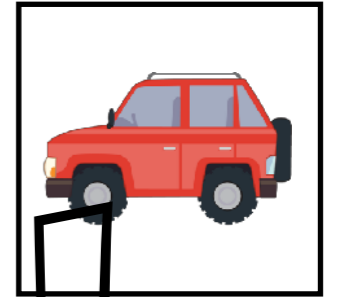

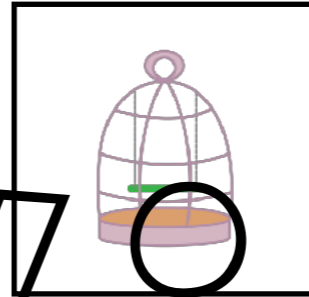
What goes with a baseball?



NOISE

B16 C36 G44 (score 1 & 2)



What goes with a bird?



NOISE

B16 C36 G44 (score 1 & 2)


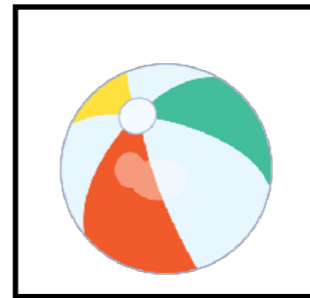
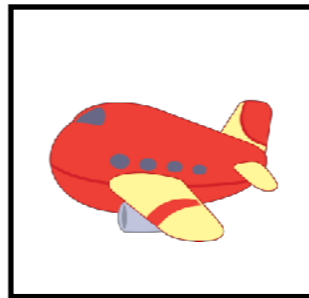
What goes with a chair?



NOISE


B16 C36 G44 (score 1 & 2)

What goes with a dog?

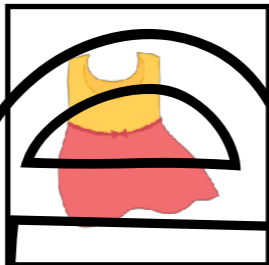





NOISE

B16 C36 G44 (score 1 & 2)



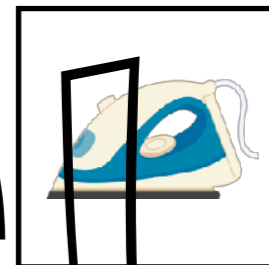
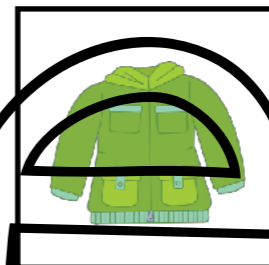
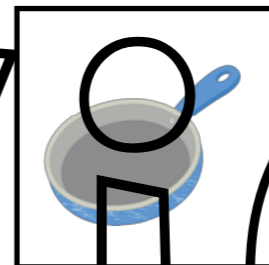
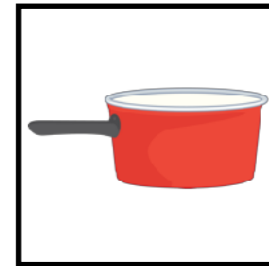


What two things go with a board game?



BI6 C36 G44 (score 3 & 4)



What two things go with an oven?






BI6 C36 G44 (score 3 & 4)

NOISE






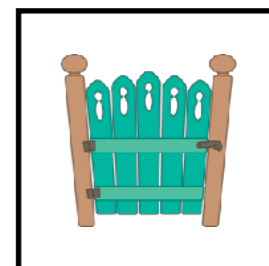


What two things go with paint?



BI6 C36 G44 (score 3 & 4)



What two things go with a spoon?



BI6 C36 G44 (score 3 & 4)