


COUNT, COLOR, & NAME

Wh- Question Adapted Book

SETUP INSTRUCTIONS

1. Laminate all of the pages.

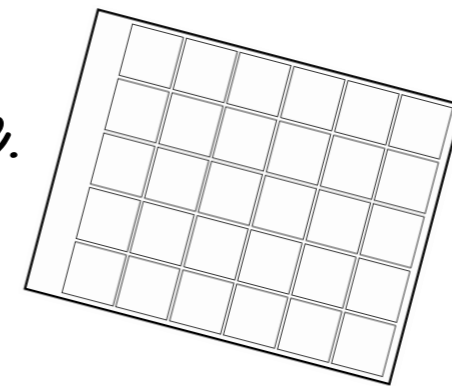
2. Put soft velcro on the back of each of the pictures.




3. Put hard velcro on each how many, what color, and what picture.



4. Put hard velcro in each of the blank spaces on the storage page.








5. Bind the cover and 5 book pages on the left.



6. Bind the storage page to the right of the last page. Store all pictures on this page.





how many?

A large black question mark is centered in a white box. It is surrounded by 12 small red oval shapes arranged in a circular pattern around the question mark.

what color?

A colorful rainbow with red, orange, yellow, green, blue, and purple bands, arching over a white cloud.

what?

A large black question mark is centered inside a black square frame.

how many?

A large black question mark is centered in a white box. It is surrounded by 12 small red oval shapes arranged in a circular pattern around the question mark.

what color?

A colorful rainbow with red, orange, yellow, green, blue, and purple bands, arching over a white cloud.

what?

A large black question mark is centered inside a black square frame.