

SRLT12 Increase your productivity!

Product **PLUS**

Relying on the motorization of your own cordless screw-gun, the SRLT12 seamer ensures in 2 runs, the seaming of both sides of the standing seam profile on roofing building sites. The SRLT12 seamer can be used for standing seam height 25mm and 32mm.

The locking lever ensures the good positioning of the rolls on the tray, whose start has to be manually seamed beforehand with Jouanel's PLI01NM or PLI02NM seaming pliers (depending if 1st or 2nd seam has to be made). Its seaming unit, reversible without any tool, offers a smooth transition from 1st fold to 2nd fold seaming as the construction work progresses.

Application area

Standing seam roofing / Cladding






Advantages

- Increased productivity on the building site: fast and regular seaming
- Replaces the long and tedious work of manual seaming
- Perfect for long profile lengths
- Can be used for the 25mm and 32mm standing seam profile
- Inclined entry roller for easier seaming (1)
- Pressure setting enables flattening adjustment for the first fold according to the material, to preserve the dilation of the material necessary for implementation and to limit marking as it runs on the tray fastening brackets (2)
- Unit with support wheels for a firm hold on the profile to be seamed (3)
- Machine puts no weight on seaming rollers
- Easy installation of the screwgun on its mount, no tools needed
- Special motorization option, for cladding, with «hands-free» setting so it can run automatically between the scaffolding and the tray to be seamed (*only for the first seam*)
- Fixing setting compatible with most screw-guns on the market (*minimum torque 30 Nm*) (4)

NB : Cordless power tool not included with this model



NB : Cordless power tool not included with the SRLT12



Standard equipment

- Seaming unit for fold No. 1 and reversible for fold No. 2 (1)
- Quick lock/Unlock lever (2)
- Fold-out attachment for screw-gun (3)
- Adjustment profile height - 25mm or 32mm (4)
- Pressure setting enables flattening adjustment, 5 positions (5) (only for the 1st fold)
- Support wheels (6)
- 3 sets of rolls
- Coated and hollowed out steel rolls
- Safety ring to keep tool from falling (7)
- Stackable carrying case with foam

NB : Cordless power tool not included with this model

SRLT12 Features

Maximum capacity for the 1st fold*

Capacity for zinc, copper and aluminum (mm)	0.8
Capacity for steel (mm)	0.7

Maximum capacity for the 2nd fold*

Capacity for zinc, copper and aluminum (mm)	0.8
Capacity for steel (mm)	0.6

Minimum radius arch-folded roofing (mm)	3000
---	------


Seaming speed (average, depending on screw-gun used) (m/mn)	50
---	----

Overall dimensions (l x w x h) (mm)	332 x 244 x 115
<i>Without screw-gun / fixing system folded in</i>	

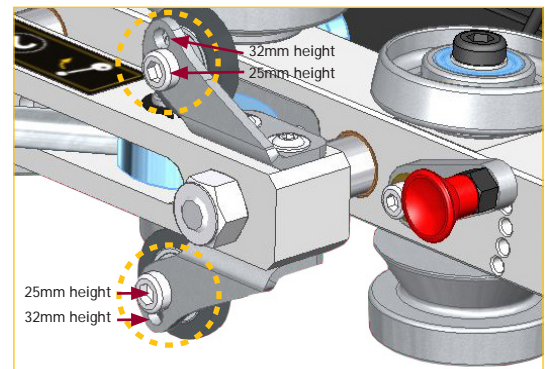
Net weight, without screw-gun (kg)	5.5
------------------------------------	-----

Carrying case	yes
---------------	-----

* The quality of the tray is essential for the proper seaming operation. Please check the dimensions of your profile in accordance with the standard dimensions of the standing seam.

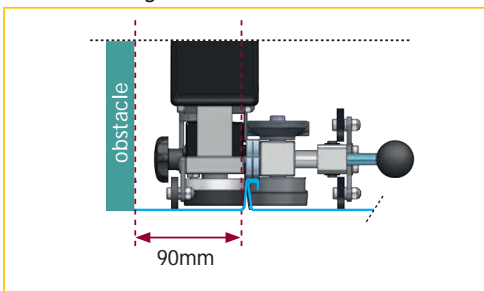


4 Adjustment profile height - 25mm or 32mm
Support wheels according to the height of the standing seam

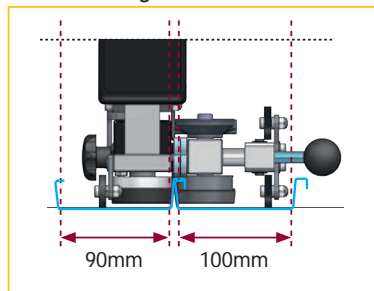


Minimum tray width for the use of the SRLT12 seamer

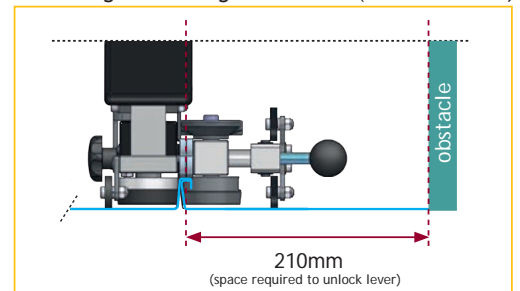
Min. covering width with left-side obstacle



Min. covering width with no obstacle



Min. covering width with right-side obstacle (same side as lever)



Motorization kit SRLT12-KITBARD specific for standing seam cladding
1st fold for standing seam trays (*seaming unit not included in the motorization kit*)

Product **PLUS**



Once the SRLT12-KITBARD motorization kit is mounted on the SRLT12 seaming block, this combination ensures fast and high-quality fold, in one pass, from the first fold of the standing seam profile on building sites.

Its «hands-free» setting, with speed control, allows the seamer to move independently over long lengths of standing seam profile. Its low height and “hands-free” setting make work easier and simplifies the task of sliding between the scaffolding and the façade, without having to unlock the machine or restart the seaming process.

The lever locks the roller set on the profile to be seamed and holds the seamer in place in a vertical position.

NB: for safe use, it is recommended to use the safety ring on the machine SRLT12 to keep tool from falling.



NB : seaming unit not included

Kit composition

- 1 x DeWALT 18V cordless screwdriver with angle gear (1), two speed settings with shuttle, 10 mm self-locking chuck with automatic locking, maximum torque 33 Nm
- 2 x compact batteries 5. 0 Ah XR 18V (2), with LED charge level indicator and charger (3)
- 1 x fold-out attachment for screw-gun DeWALT, to be mounted on the Jouanel seaming block ref. SRLT12. (screws provided) (4)
- 1 x «hands-free» device to be mounted on the SRLT12 Jouanel seamer block, with speed adjustment by button (only suitable for use with the DeWALT 18V cordless screwdriver with angle gear) (screws supplied) (5)
- 1 x set of assembly tools including one 5mm hex key and one 10mm wrench (6)
- 1 x stackable carrying case with foam
- 1 x kit assembly instructions
- 1 x screwgun instruction manual



SRLT12-KITBARD Features

Maximum capacity for the 1st fold*

Capacity for zinc, copper and aluminum (mm)	0.8
Capacity for steel (mm)	0.7
Seaming speed (average) (M/mn)	50
Overall dimensions (l x w x h) (mm) with DeWALT screw-gun fixing on the seaming unit SRLT12	367 x 244 x 210
Manufacturer's warranty (<i>in normal use</i>)	1-year

** The quality of the tray is essential for the proper seaming operation. Please check the dimensions of your profile in accordance with the standard dimensions of the standing seam.*



NB : seaming unit not included

