



FOLDING
MACHINES

UNIVERSAL ELECTRIC FOLDING MACHINES

WWW.JOUANEL.COM



FRENCH MACHINE-TOOLS
MANUFACTURER


Since
1948

Universal electric FOLDING MACHINES



PTL - PTS

Suitable for thin or thick sheets



Model PTS3100-30
with dynamic graphic numerical control



MOTORIZED FOLDING MACHINES


Power and productivity!

PRODUCT ADVANTAGE

- > High productivity for all thin sheet bending works, for batch or individual production
- > Two touchscreen numerical controls of your choice, standard or dynamic graphic model
- > Profile creation by drawing directly on touchscreen or by importing files (dynamic graphic CNC)
- > High folding speed and fast-moving back gauge
- > Safety light curtains in the front for a significant increase in speed
- > Remote maintenance or remote diagnosis and updates according to CNC model chosen

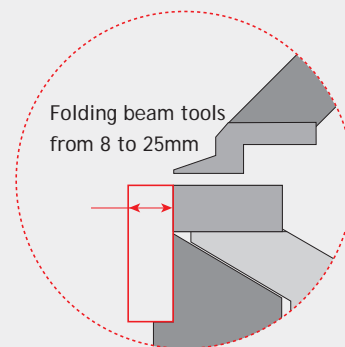
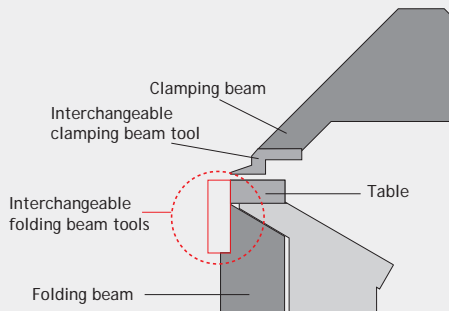
MACHINE SELECTION GUIDE

The appropriate combination of working length, bending capacity and numerical control choice shows you the motorized folding machine you need.



MACHINE REFERENCES		PTL range			PTS range							
		PTL 2100-18	PTL 2600-15	PTL 3100-12	PTS 2100-20	PTS 2100-40	PTS 2600-18	PTS 2600-35	PTS 3100-15	PTS 3100-30	PTS 4100-10	PTS 4100-20
Folding length (mm)		2 100	2 600	3 100	2 100	2 100	2 600	2 600	3 100	3 100	4 100	4 100
Material	Clamping / Folding beam											
With standard clamping beam tool		Capacities * (thickness in mm)										
Steel 400N/m ²	Folding beam 25mm	1.8	1.5	1.2	2.0	4.0	1.8	3.5	1.5	3.0	1.0	2.0
	Folding beam 15mm	1.2	1.0	0.8	1.5	2.0	1.25	1.8	1.0	1.5	0.8	1.2
Aluminum 1050-H44	Folding beam 25mm	2.5	2.0	1.75	3.0	5.0	2.5	4.5	2.0	4.0	1.5	2.5
	Folding beam 15mm	1.75	1.5	1.2	2.0	3.0	1.8	2.75	1.5	2.5	1.0	1.8
Galva	Folding beam 25mm	1.5	1.2	1.0	1.6	3.2	1.4	2.8	1.2	2.4	0.8	1.6
	Folding beam 15mm	1.0	0.8	0.65	1.2	1.6	1.0	1.5	0.8	1.2	0.65	1.0
Inox 304L	Folding beam 25mm	1.2	1.0	0.8	1.3	2.7	1.2	2.3	1.0	2.0	0.7	1.3
	Folding beam 15mm	0.8	0.65	0.5	1.0	1.3	0.8	1.2	0.7	1.0	0.55	0.8
Machine delivered with 1 standard clamping beam tool and 2 folding beam tools		Operates with or without CNC			Operates exclusively with standard or graphic CNC (see optional equipment Page 8)							
Numerical control		Standard SIEMPRO CNC or dynamic graphic CNC										

* 90° bending capacities / Minimum fold width = 15 times the thickness



CHOICE

2 NUMERICAL CONTROLS


STANDARD SIEMPRO CNC

An economical and easy-to-use version



DYNAMIC GRAPHIC CNC

Very intuitive numerical control



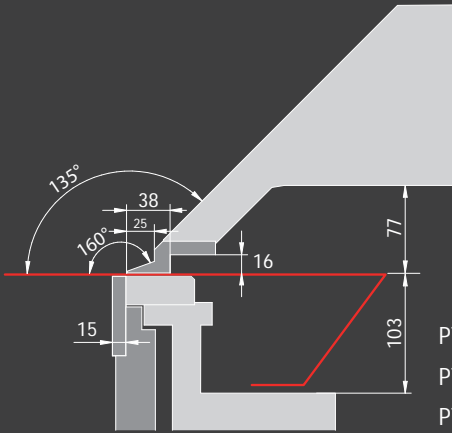
CNC

Universal electric FOLDING MACHINES




PTL - PTS

Suitable for thin or thick sheets



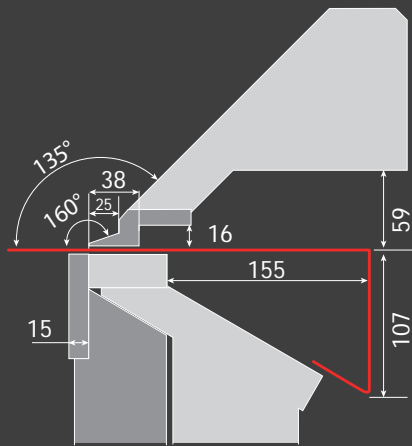
PTL2100-18
PTL2600-15
PTL3100-12

Clamping beam tool radius: 1.0mm
2 and 3mm radius also available on demand




Model PTL3100-12
without CNC

Model PTL3100-12
with standard SIEMPRO CNC

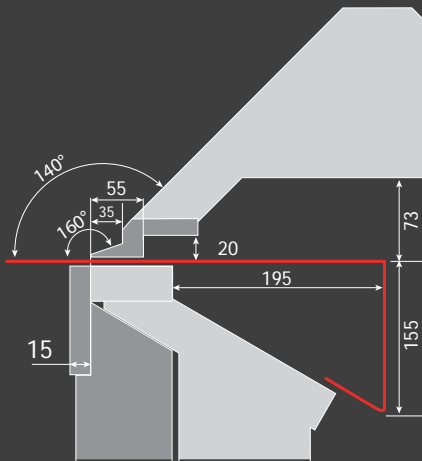


PTS2100-20
PTS2600-18
PTS3100-15
PTS4100-10

Clamping beam tool radius: 1.0mm
2 and 3mm radius also available on demand



Model PTS3100-15
with dynamic graphic CNC



PTS2100-40
PTS2600-35
PTS3100-30
PTS4100-20

Clamping beam tool radius: 1.5mm
2 and 3mm radius also available on demand



Model PTS3100-30
with dynamic graphic CNC

Universal electric folding machines - PTL range

Technical characteristics		PTL2100-18	PTL2600-15	PTL3100-12
Useful folding length (mm)		2100	2600	3100
Capacities (mm)	400N/m ² steel (mm)	25 mm*	1.8	1.2
		15 mm*	1.2	0.8
	1050-H44 aluminum	25 mm*	2.5	1.75
		15 mm*	1.75	1.2
	Galva	25 mm*	1.5	1.0
		15 mm*	1.0	0.65
Inox 304L	25 mm*	1.2	0.8	
	15 mm*	0.8	0.65	
Table height (mm)		835		
Clamping beam tool angle		20°		
Clamp opening (mm)		130		
Folding speed (°/s)		60		
Clamping speed without safety light curtains (mm/s)		10		
Clamping speed with safety light curtains (mm/s)		40		
Power supply (V) **		400 V three-ph + neutral + ground		
Total power (kW)		1,5		
Dimensions without electric back gauge (LxWxH) (mm)		2 970 x 620 x 1 190	3 470 x 620 x 1 190	3 970 x 620 x 1 190
Gross weight (kg) without electric back gauge		1400	1600	1800
* 90° bending capacities / Minimum fold width = 15 times the thickness • ** Electrical voltage to be specified upon order				

Universal electric folding machines - PTS range

Technical characteristics		PTS2100-20	PTS2100-40	PTS2600-18	PTS2600-35	PTS3100-15	PTS3100-30	PTS4100-10	PTS4100-20	
Longueur utile de pliage (mm)		2100	2100	2600	2600	3100	3100	4100	4100	
Capacities (mm)	400N/m ² steel (mm)	25 mm*	2.0	4.0	1.8	3.5	1.5	3.0	1.0	2.0
		15 mm*	1.5	2.0	1.25	1.8	1.0	1.5	0.8	1.2
	1050-H44 aluminum	25 mm*	3.0	5.0	2.5	4.5	2.0	4.0	1.5	2.5
		15 mm*	2.0	3.0	1.8	2.75	1.5	2.5	1.0	1.8
	Galva	25 mm*	1.6	3.2	1.4	2.8	1.2	2.4	0.8	1.6
		15 mm*	1.2	1.6	1.0	1.5	0.8	1.2	0.65	1.0
Inox 304L	25 mm*	1.3	2.7	1.2	2.3	1.0	2.0	0.7	1.3	
	15 mm*	1.0	1.3	0.8	1.2	0.7	1.0	0.55	0.8	
Table height (mm)		830								
Clamping beam tool angle		20°								
Clamp opening (mm)		130	240	130	240	130	240	130	240	
Folding speed (°/s)		60								
Clamping speed without safety light curtains (mm/s)		10								
Clamping speed with safety light curtains (mm/s)		40								
Power supply (V) **		400 V three-ph + neutral + ground								
Total power (kW)		2.6	9	2.6	9	2.6	9	2.6	9	
Dimensions without electric back gauge (LxWxH) (mm)		3 260 x 865 x 1 800	3 600 x 1 005 x 1 900	3 760 x 865 x 1 800	4 100 x 1 005 x 1 900	4 260 x 865 x 1 800	4 600 x 1 005 x 1 900	5 260 x 865 x 1 800	5 600 x 1 005 x 1 900	
Gross weight (kg) without electric back gauge		1900	3300	2200	3500	2500	3800	2900	4600	
* 90° bending capacities / Minimum fold width = 15 times the thickness • ** Electrical voltage to be specified upon order										



STANDARD "SIEMPRO" CNC

Simplified numerical control

- 15" colour touchscreen, adjustable
- Possibility to work either in manual mode or in automatic mode after quick creation of the programs
- Management of the metal sheet position before folding
- Management of rotating, flipping and turning over parts
- Unlimited creation of programs
- Fast duplication of the programs
- Safe access secured by password depending on the operator's tasks (programming, use of program) or without password
- Counting up and down of produced parts
- Folding angle correction in manual mode according to metal elasticity (type, thickness)
- Maintenance management by numerical control (automatic reminder of periodical interventions, intervention history)
- Remote maintenance and updates via Ethernet connection (RJ45)
- Multilingual CNC

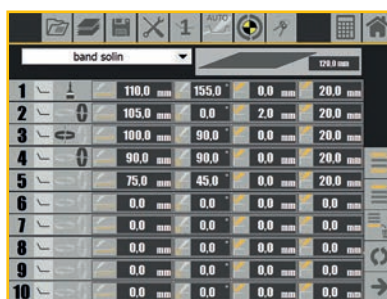


VIDEOS
www.jouanel.com

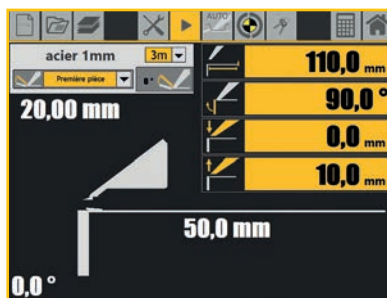
Main menu



Execution mode



Program mode



Manual mode

Optional equipment SIEMPRO

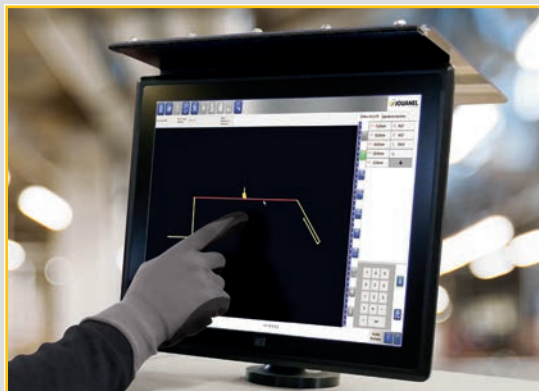
- Electric back gauges PTL-BAE (options to be specified upon order)

Electric back gauges BAE	PTL 2100-18	PTL 2600-15	PTL 3100-12
Back gauges ranges	10 to 750mm/	10 to 1000mm/	10 to 1500mm
Back gauge speed	300mm/s forward 500mm/s reverse		
Number of back gauge fingers	6	8	8
Min. distance between 2 fingers (mm)	100mm		

- CNC control of the clamping beam lock and precise height adjustment (Z-axis) Ref. PTL-SIEMPRO-Z (to be specified upon order)
- Automatic angle controller, maximum thickness 1mm, Ref. PTL-CORANG-SIEMPRO (to be specified upon order)

PROFILES Examples





DYNAMIC GRAPHIC CNC

Very intuitive numerical control to easily draw profiles on the touchscreen

- 17" touchscreen with mobile protection cover
- Different access codes for programmer/maintenance/execution
- Automatic management of the clamping beam position (opening and closing)
- Folding beam speed control
- Back gauge speed control
- SmartPath software: automatic analysis of profile feasibility, several sequences suggested
- Calculation of collision prevention with the clamping beam
- Library of profile parts with a quick search
- Programming choice, by table or profile drawing
- Creation, duplication and modification of programs
- Stamping without moving the folding beam, choice of three intervals between successive bends
- Automatic management of flipping and turning over parts
- Counting up and down of the produced parts
- Possibility to save all data via USB port
- Remote diagnosis and update via Ethernet connection (RJ45)
- Web application « EDGE »
- Multilingual CNC

VIDEOS

www.jouanel.com

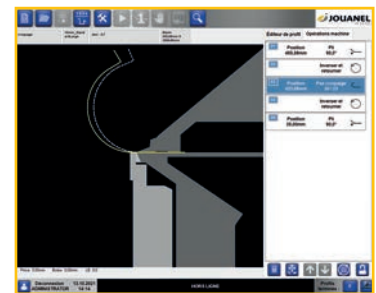
Automatic analysis of profile feasibility, several sequences suggested



Automatic management of rotating, flipping and turning parts over



Create curved shapes with stamping mode



Web application EDGE

With only a tablet or connected PC!

With the EDGE web application, you can, from a PC or a tablet, draw your parts to be folded, check their feasibility and export them directly to the graphic CNC of your folding machine

Up to 20 users at the same time

- No more mistakes when relaying parts to be folded
- Transmits needs to the folding workshop in real time
- Immediate analysis of the profile feasibility outside the workshop
- Digital profile library with sorting options (building sites, customers...)

Optional equipment GRAPH

- Bending angle springback mode (angle correction), maximum thickness 1mm, Ref. PTSL-CORANG-GRAF (to be specified upon order)



EQUIPMENT COMPARISON TABLE

MACHINE REFERENCES	PTL range			PTS range							
	PTL 2100-18	PTL 2600-15	PTL 3100-12	PTS 2100-20	PTS 2100-40	PTS 2600-18	PTS 2600-35	PTS 3100-15	PTS 3100-30	PTS 4100-10	PTS 4100-20
Folding length (mm)	2 100	2 600	3 100	2 100	2 100	2 600	2 600	3 100	3 100	4 100	4 100
Numerical control	Operates with or without CNC			Operates exclusively with a standard or graphic CNC (see optional equipment)							
EQUIPMENT INCLUDED											
2 interchangeable 15 and 25mm folding beam tools	•	•	•	•	•	•	•	•	•	•	•
1 Interchangeable clamping beam tool at 20°	•	•	•	•	•	•	•	•	•	•	•
Folding beam crowning device	•	•	•	•	•	•	•	•	•	•	•
Adjustment of the folding radius	•	•	•	•	•	•	•	•	•	•	•
Automatic bending cycle (productivity +25%)	•	•	•	•	•	•	•	•	•	•	•
Electromechanical angle gauge	•	•	•								
Control by 2 operators			•					•	•	•	•
CNC control of the clamping beam position (Z-axis)				•	•	•	•	•	•	•	•
OPTIONAL EQUIPMENT	To be specified upon order										
Standard SIEMPRO numerical control (without back gauge) - See Page 6	•	•	•	•	•	•	•	•	•	•	•
DYNAMIC GRAPHIC numerical control (without back gauge) Included : CNC control of the clamping beam position and height adjustment, EDGE application See Page 7	•	•	•	•	•	•	•	•	•	•	•
Electric back gauge 750mm See P. 10 (2)	•	•	•	•	•	•	•	•	•	•	•
Electric back gauge 1 000mm See Page 10 (2)	•	•	•	•	•	•	•	•	•	•	•
Electric back gauge 1 500mm * (composed of 2 lines of gauge fingers) See Page 10 (2)	•	•	•	•	•	•	•	•	•	•	•
Manual sliding back gauge 750mm - See Page 10	•	•	•								
CNC control of the clamping beam position (Z-axis) (1)	•	•	•								
Automatic angle correction (2)	•	•	•	•	•	•	•	•	•	•	•
Safety light curtains (2) CE conformity : 2006/42/CE	•	•	•	•	•	•	•	•	•	•	•
Control console on swivel arm (2)	•	•	•	•	•	•	•	•	•	•	•
Folding beam tools 8, 10 or 12mm	•	•	•	•	•	•	•	•	•	•	•
Conical folding (3) Manual pneumatic adjustment *			•	•	•	•	•	•	•	•	•
Control pedal on ground rail	•	•	•	•	•	•	•	•	•	•	•
Single-phase power supply 230 V instead of 400 V three-phase	•	•	•	•	•	•	•	•	•	•	•
Set of fully retractable gauge fingers* Manual control button (3)	•	•	•	•	•	•	•	•	•	•	•
Segmented clamping beam tool See Page 11					•		•		•		•
Retractable roller shear				•		•		•		•	
Folding beam with clearance PTSL-TDI				•	•	•	•	•	•	•	•


*These options require air supply: please contact us

(1) This option requires standard numerical control SIEMPRO (equipment included in the PTS range of folding machines)

(2) This option requires numerical control

(3) This option requires electrical back gauge

Equipment included



Folding beam crowning device (depending on the model)



Adjustment of the folding radius



Electromechanical angle gauge



Mode selection: 1 or 2 operators


Optional equipment




Ref. PTSL-CNC-SIEMPRO



Ref. PTSL-CNC-GRAF



Electric back gauge, maximum range 750, 1000 or 1500mm - Ref. PTSL-BAE



Safety light curtains - Ref. PTSL-SPEED-Z



Control console on swivel arm
Ref. PTSL-CNC-POT



Manual sliding back gauge, maximum range 750mm - Ref. PTL-BAM



Pneumatic conical folding, manual adjustment



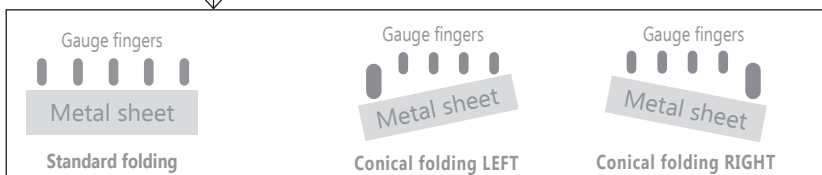
Control pedal on ground rail
Ref. PTSL-PEDRAIL





Retractable roller shear, Ref. PTSL-CCM



Folding beam with clearance
Ref. PTSL-TDI



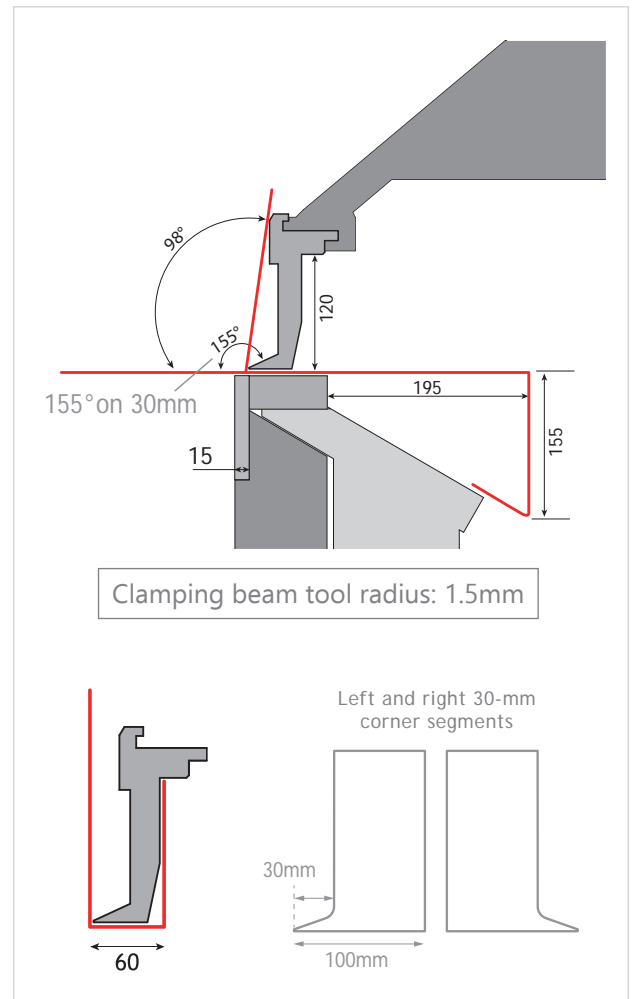
BACK GAUGE

MACHINE REFERENCES	PTL range			PTS range																		
	PTL 2100-18	PTL 2600-15	PTL 3100-12	PTS 2100-20	PTS 2100-40	PTS 2600-18	PTS 2600-35	PTS 3100-15	PTS 3100-30	PTS 4100-10	PTS 4100-20											
Folding length (mm)	2 100	2 600	3 100	2 100	2 100	2 600	2 600	3 100	3 100	4 100	4 100											
Manual sliding back gauge 750 mm (option)																						
Manual back gauge range (mm)												12 to 750										
Number of arms of the manual belt back gauge												3	4	4								
Number of pre-settable positions / arms of the manual sliding back gauge												6										
Minimum distance between 2 fingers (mm)												100										
Electric back gauge (option)																						
Electric back gauge range 750mm (mm)												10 to 750										
Electric back gauge range 1000mm (mm)												10 to 1000										
Electric back gauge range 1500mm (mm)												10 to 1500										
Electric back gauge speed (mm/s)												300 forward / 500 reverse										
Number of back gauge fingers (except for conical folding)												6	8	8	6	6	8	8	8	8	10	10
Number of back gauge fingers (with optional conical folding)														8	6	6	8	8	8	8	10	10
Minimum distance between 2 back gauge fingers	100																					
Dimensions with electric back gauge 750 mm and numerical control option (LxWxH) (mm)	2 970 x 1 673 x 1 550	3 470 x 1 673 x 1 550	3 970 x 1 673 x 1 550	3 260 x 1 780 x 1 800	3600 x 2 100 x 1 900	3 760 x 1 780 x 1 800	4 100 x 2 100 x 1 900	4 260 x 1 780 x 1 800	4 600 x 2 100 x 1 900	5 260 x 1 780 x 1 800	5 600 x 2 100 x 1 900											
Gross weight (kg) with electric back gauge 750mm	1700	1900	2100	2200	3600	2500	3800	2800	4100	3300	5000											



SEGMENTED CLAMPING BEAM TOOL (only on PTS according to models)

MACHINE REFERENCES		PTS range			
		PTS 2100-40	PTS 2600-35	PTS 3100-30	PTS 4100-20
Folding length (mm)		2 100	2 600	3 100	4 100
Material	Clamping beam / Folding beam				
Segmented clamping beam tool (option)		Capacities * (thickness in mm)			
Steel 400N/m ²	Folding beam 25 mm	2.5	2.0	1.8	1.2
	Folding beam 15 mm	1.8	1.5	1.2	1.0
Aluminium 1050-H44	Folding beam 25 mm	4.0	3.5	3.0	2.0
	Folding beam 15 mm	3.0	2.5	2.0	1.5
Galva	Folding beam 25 mm	2.0	1.6	1.4	1.0
	Folding beam 15 mm	1.5	1.2	1.0	0.8
Inox 304L	Folding beam 25 mm	1.5	1.3	1.0	0.8
	Folding beam 15 mm	1.2	1.0	0.8	0.6
Segmented clamping beam tool angle		25°			
Clamping beam opening with segmented clamping beam tool (mm)		125			
Useful segment height (mm)		120			
Segment widths (mm)		(2 x 250) + (4 x 200) + (3 x 100) + (2 x 75) + 70 + (3 x 50) + (2 x 35) + (2 x 30)	(3 x 250) + (3 x 200) + (6 x 100) + (4 x 75) + 70 + (3 x 50) + (2 x 35) + (2 x 30)	(5 x 250) + (3 x 200) + (6 x 100) + (4 x 75) + 70 + (3 x 50) + (2 x 35) + (2 x 30)	(9 x 250) + (3 x 200) + (6 x 100) + (4 x 75) + 70 + (3 x 50) + (2 x 35) + (2 x 30)
Gross weight with segmented clamping beam tool (kg)		3 700	4 100	4 500	5 220



* 90° bending capacities / Minimum fold width = 15 times the thickness

Box height 120mm max.



PTS3100-30 with segmented clamping beam tool

FRENCH MACHINE-TOOLS
MANUFACTURER

Since
1948

FOLDING
SHEARING
ROLL FORMING
BEADING
SWAGING
ARCH-FOLDING
DECOILERS
CUTTING UNITS

WWW.JOUANEL.COM



In order to improve its machines, Jouanel Industrie reserves the right to change the features at any time.
Non-contractual pictures - Photos credit: Jouanel Industrie / AdobeStock - The details and colours of the contents may vary - Realisation Jouanel Industrie S.A.

Printed
07-2023

Contact us

Headquarters & factory

JOUANEL Industrie • 30 rue des Saulniers
37800 Sainte-Maure-de-Touraine • FRANCE

Tel.: +33 247 651 651 • Fax: +33 247 655 161
e-mail : export@jouanel.com

EU VAT ID number: FR15331327072



www.jouanel.com

Follow us!
on our channel



Your distributor:

SICODAN®

Baldersbuen 49 • 2640 Hedehusene • Danmark
Tel.: Tlf. +45 49 19 05 85 • E-mail: sicodan@sicodan.dk