

Model PGL

Folding in great lengths is no longer a problem!

Product **PLUS**



The motorized folding machine model PGL, with double operator control, is dedicated/specific to the folding of long lengths and series work in shaping workshops. She is largely sized in order to get the necessary rigidity for folding on extra-long metal sheet sizes. With the PGL and its various equipment, folding in long length is made easy!

Extra-long folding machines with electric back gauge from 4 to 12 meters.

Model PGL6000-3 with options

Application area

- Roofing
- Facade / Cladding
- Metal carpentry
- Metal framework
- Metalwork and ironwork
- Maintenance workshops

Advantages

- Length and folding capacity
- Great folding depth and removable plate
- Possibility to make conical folding
- Productivity and comfortable use
- Repeatability and accuracy for the serial production
- Excellent rigidity for an optimal folding
- Intricate folding made easy with CNC

Numerical Control

- 2 available CNC models
- Library of materials and programs depending on the model
- Automatic angle controller in option
- Folding simulation depending on the model
- Remote maintenance or diagnosis depending on the model



PGL features

Reference	Folding Length (mm)	Capacity steel S235JR (mm)	Angle of the clamping tool	Clamp opening (mm)	Power supply*	Power (kw)	Dimensions (mm)	Folding Beam thickness (Added tool /Folding beam)
PGL4000-15	4 050	1,5	40°	200 mm	400 V tri + N + T	5,5	4 365 x 1 785 x 1 500	15/30
PGL4000-2	4 050	2,0	40°	200 mm	400 V tri + N + T	5,5	4 365 x 1 785 x 1 500	15/30
PGL4000-3	4 050	3,0	40°	200 mm	400 V tri + N + T	5,5	4 365 x 1 785 x 1 500	15/30
PGL6000-15	6 050	1,5	40°	200 mm	400 V tri + N + T	5,5	6 365 x 1 785 x 1 500	15/30
PGL6000-2	6 050	2,0	40°	200 mm	400 V tri + N + T	7,5	6 365 x 1 785 x 1 500	15/30
PGL6000-3	6 050	3,0	40°	200 mm	400 V tri + N + T	7,5	6 365 x 1 785 x 1 500	15/30
PGL8000-15	8 050	1,5	40°	200 mm	400 V tri + N + T	9	8 365 x 1 785 x 1 500	15/30
PGL8000-2	8 050	2,0	40°	200 mm	400 V tri + N + T	11	8 365 x 1 785 x 1 500	15/30
PGL8000-3	8 050	3,0	40°	200 mm	400 V tri + N + T	11	8 365 x 1 785 x 1 500	15/30
PGL10000-15	10 050	1,5	40°	200 mm	400 V tri + N + T	11	10 365 x 1 785 x 1 500	15/30
PGL10000-2	10 050	2,0	40°	200 mm	400 V tri + N + T	15	10 365 x 1 785 x 1 500	15/30
PGL10000-3	10 050	3,0	40°	200 mm	400 V tri + N + T	15	10 365 x 1 785 x 1 500	15/30
PGL12000-2	12 050	2,0	40°	200 mm	400 V tri + N + T	15	12 365 x 1 785 x 1 500	15/30
PGL12000-3	12 050	3,0	40°	200 mm	400 V tri + N + T	15	12 365 x 1 785 x 1 500	15/30

The folding radius will be equal to three times the thickness of the sheet within the maximum capacity of use.

The minimum width of fold will be equal to 15 times the thickness of the sheet metal

* Voltage choice to signal at the order




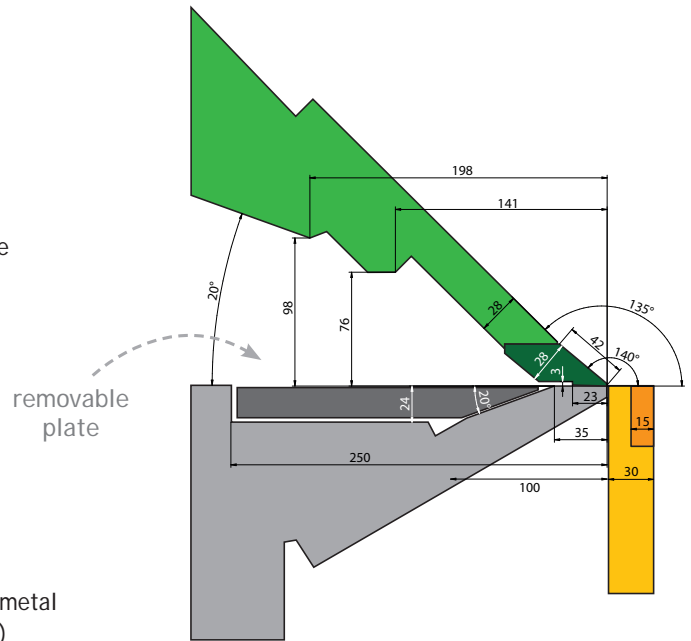
Model PGL

Standard equipment



- Welded steel construction, machined and large-sized to guarantee a great rigidity
- Useful folding depth: 1 250 mm (gooseneck)
- 30 mm folding beam
- Added Interchangeable folding beam tools 15 mm
- Interchangeable clamping beam tool at 40°
- Crowning adjustment of the folding beam and the table
- Folding radius adjustment
- Automatic adjustment of the gooseneck allowing to adapt the clamp position acc. to the thickness of the metal sheet to be bent (for models of Capacity steel S235JR 2 and 3 mm)
- Double operators control 1 :
 - 1 main pedal with double action for 1 operator
 - 1 extra simple pedal to work with the 2 operators mode
- Protection by immaterial barrier enabling a quick and safe clamping 2
- CE Conformity

NB: the machine Ref. PGL does not work without numerical control




1 Pedal with double action for 1 operator



1 Additional pedal for 2nd operator

Examples of realization



Model PGL



Optional Equipment

• Graphic dynamic numerical control PGL-GRAPH

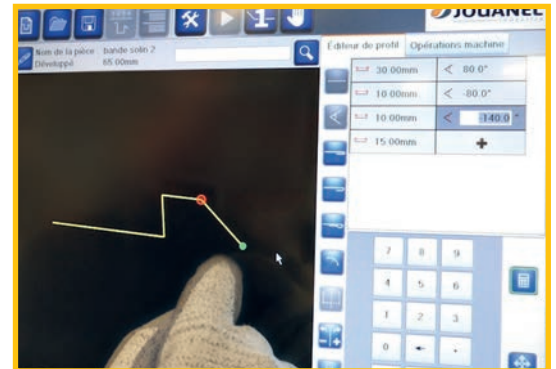
- Touchscreen 19" with mobile protection box
- Access code programmer/maintenance/execution
- Automatic management of the clamp position (opening and closing)
- Variable speed of the folding beam
- Adjustment of the back gauge's speed
- Automatic analysis of a profile feasibility, several sequences suggested **1**
- Calculation of collision prevention with the clamp **2**
- Parts library: 1000 profiles **3**
- Automatic creation of programs in graphic mode
- Programming to the choice, by table or graphic profile
- Creation, duplication and modification of programs
- Stamping by clamp locking, 3 interval qualities of generators, to the choice
- Automatic management of reversion and turning over of the parts **4**
- Counting up and down of the produced parts
- Possibility to save programs via USB port
- Automatic angle controller, max. thickness 1 mm, Ref. COR-ANG-PGL (OPTION)
- Remote diagnosis and update via Ethernet connection (RJ45)
- Web application « EDGE » to create programs remotely and export them to the folding machine

• Electric back gauge, controlled by the PGL-GRAPH CNC:

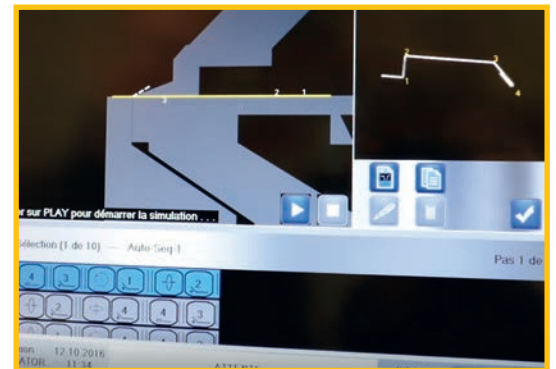
- Accuracy +/- 0,10 mm
- Removable back gauge plates to make reverse-folds

Electric back gauge	PGL 4000-15	PGL 4000-2	PGL 4000-3	PGL 6000-15	PGL 6000-2	PGL 6000-3	PGL 8000-15
Back gauge stroke	25 to 1250 mm						
FORWARD speed	300 mm/s						
BACKWARD speed	500 mm/s						
Nb of back gauge fingers	5	-	-	-	-	7	-
Min / max distance between 2 fingers	300 mm / 1010 mm						

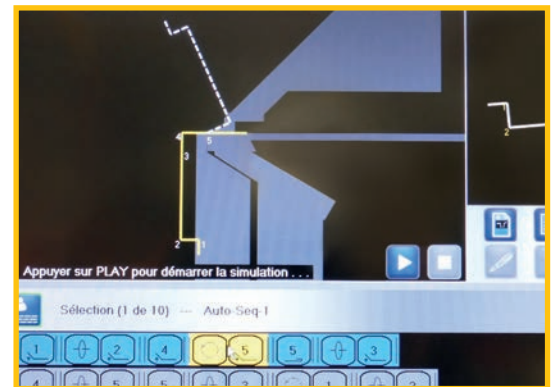
Electric back gauge	PGL 8000-2	PGL 8000-3	PGL 10000-15	PGL 10000-2	PGL 10000-3	PGL 12000-2	PGL 12000-3
Back gauge stroke	25 to 1250 mm						
FORWARD speed	300 mm/s						
BACKWARD speed	500 mm/s						
Nb of back gauge fingers	-	-	-	-	-	-	-
Min / max distance between 2 fingers	300 mm / 1010 mm						




Drawing of a profile directly on the screen



1 Several folding sequences suggested to the operator



Calculation of collision prevention **2**



3 Library of profile parts included (1000 profiles)



Model PGL




Optional equipment

- **Numerical control Ref. SIEM PRO**
Color touchscreen 10" with mobile protection box (screen 15" available as option)
- Possible to work in manual mode (1) or automatic mode (2) (after quick creation of the programs (3))
 - Management of the metal sheet position before folding
 - Management of the reversion / turning over of the metal sheet
 - Unlimited creation of programs
 - Fast program duplication
- Safe access secured by password, depending on the operator's tasks (programming, use of the programs) or without password
- Clamp locking numerically controlled
- Counting up / down of the parts in production
- Management of the angle correction, depending on the metal elasticity (material, thickness) - to be filled in by the operator
- Automatic angle controller, max. thickness 1 mm, Ref. COR-ANG-CN (OPTION)
- Management of the maintenance handled by the numerical control (automatic reminder of the periodic interventions, record of past interventions)
- Remote maintenance and update via Ethernet connection (RJ45)
- **Electric back gauge, controlled by the SIEM PRO CNC:**
 - Accuracy +/- 0,10 mm
 - Removable back gauge plates to make reverse-folds

Electric back gauge	PGL 4000-15	PGL 4000-2	PGL 4000-3	PGL 6000-15	PGL 6000-2	PGL 6000-3	PGL 8000-15
Back gauge stroke	25 to 1250 mm						
FORWARD speed	300 mm/s						
BACKWARD speed	500 mm/s						
Nb of back gauge fingers	5	-	-	-	-	7	-
Min / max distance between 2 fingers	300 mm / 1010 mm						

Electric back gauge	PGL 8000-2	PGL 8000-3	PGL 10000-15	PGL 10000-2	PGL 10000-3	PGL 12000-2	PGL 12000-3
Back gauge stroke	25 to 1250 mm						
FORWARD speed	300 mm/s						
BACKWARD speed	500 mm/s						
Nb of back gauge fingers	-	-	-	-	-	-	-
Min / max distance between 2 fingers	300 mm / 1010 mm						



Model PGL



Optional Equipment

- **Additional double back gauge fingers**

Ref PGL-DOIGT-E-BUT (to be signaled at the order)

- **Conical folding**

thanks to the pneumatic device* (2) and to the 2 additional double back gauge fingers Ref. PGL-CON-PNEU

makes easy the interlocking of profiles

Pneumatic adjusting device of the conicity with a roller : +/- 3 mm

* Automatic adjustment of the gooseneck


- **Working table on wheels**

- 4 000 x 1 000 x 930 mm Ref. PGL-TABLE4
- 6 000 x 1 000 x 930 mm Ref. PGL-TABLE6

- **Hydraulic roller shear**

Ref. PGL-COUT (3)

- Equipped with a removable sheet support for wide strips
- Adjustable angle and blades clearance depending on the material's thickness
- Capacity steel S235JR: 1.5 or 3 mm



Standard folding





Conical folding
LEFT



Conical folding
RIGHT



2 Pneumatic device for the back gauge's conicity



3 Hydraulic roller shear

