

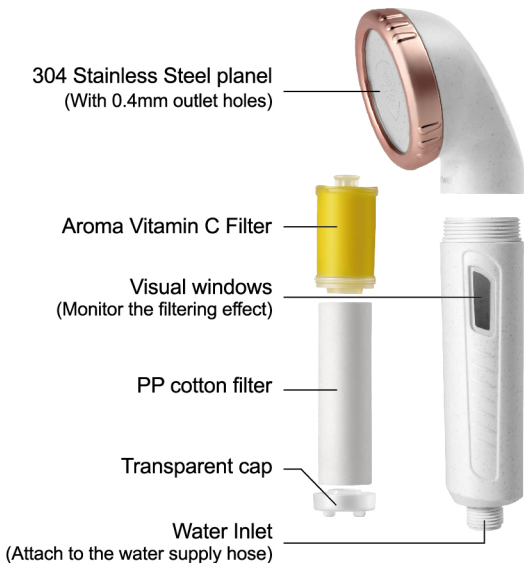
miniwell

Aroma Vitamin C Shower Head
L751 Series

Installation Instruction

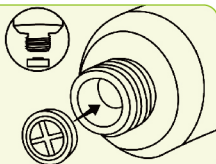


Product Illustration



About the water-saving valve

If the water pressure is too large, please install the water-saving valve into the filter inlet to make it soft (please pay attention to the installation direction)



Attention

- 1.This system is not suggested to use for other purpose except for shower filtration.
- 2.Do not use with water that is microbiologically unsafe or of unknown water quality without adequate disinfection before or after the system.

Specification

Product name	Aroma Vitamin C Shower Head
Product model	L751 Series
Product size	255 x 86 x 65 mm
Filtration media	PP Cotton Filter Aroma Vitamin C Filter
Shell Material	ABS (Food grade)
Operating pressure range	15-80 PSI
Operating temperature range	5-60°C (41-140°F)
Outlet water flow	2.0 GPM
Outlet thread specification	G1/2
Operative Norm	Q/(GZ)GZLQ002-2017

Installation Steps

1. Attach the shower cradle to the water supply pipe.



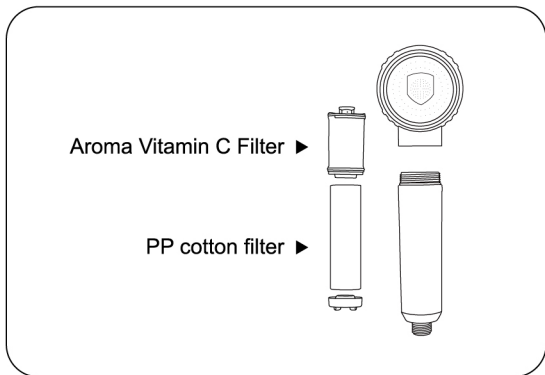
2. Screw one onto the bracket, and attach the other into the shower head.

3. Place the shower head into cradle, adjust cradle to desired position.



Cartridge replacement

After unscrewing the shower handle, please replace the aroma filter or PP cotton filter as required.



● Aroma Vitamin C Filter

Application:

Longer-lasting fragrance, help to reduce the pressure and relieve nerves effectively.

How to use:

Insert it into the shower handle individually or use with PP cotton filter. Please replace this filter according to the actual situation of aroma block (About 60 days).

● PP cotton filter

Application:

This filter can effectively block impurities with its high-density holes, which absorption area is enlarged several times than ordinary filters.

How to use:

Insert it directly into the end of the aroma filter and put on the transparent cap at the end. You can choose to use it or not according to the actual quality of the local water.

Declaration:

Your filtered shower head is designed and tested for use with genuine Miniwell parts. Use parts from other manufacturers may result in loss of contaminant reduction performance, system damage or failure. In addition, this system and installation shall comply with applicable country and local regulations.

Manufacturer: Guangzhou Lanquan Household Electrical Appliance Co., Ltd.

Address: No.16, Hongmian Road, Jinkeng Guangxing, Nancun Town, Panyu District, Guangzhou City

Email: service@miniwell.net