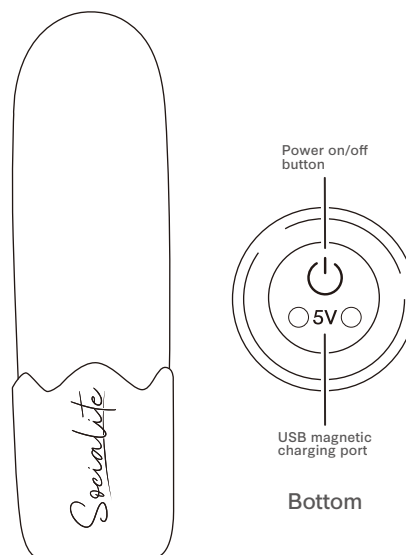


bodywand™

Socialite

SURRENDER
DISCREET MINI VIBE

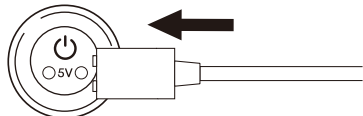


IMPORTANT SAFETY INSTRUCTIONS:
All safety and operating instructions should be carefully read before use.

CAUTION:
To reduce the risk of electric shock, do not remove cover or open the device. There are no serviceable parts inside.

CHARGING

1. Plug the mini jack plug of the charging USB cord into the socket at the bottom of the vibe.



2. Plug the USB end of the cord into the USB port of your computer or other power source. A light will be blinking on the ⏻ button of the vibe indicating battery is charging.



3. The light will remain solid when the battery is fully charged. Unplug the USB charging cord. It takes approx 80 mins to charge completely (depending on the power supply).

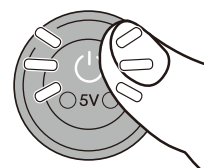
HOW TO USE

Vibration mode:



1. Press and hold the ⏻ button for 3 seconds to turn on and start the vibration mode.
2. There are 3 vibration speeds and 6 vibration patterns. To cycle through the modes, press the ⏻ button once.
3. The light will flash with sync to follow the vibration mode.
4. Press and hold the ⏻ button again for 3 seconds to turn off the vibe.

TRAVEL LOCK



Press the ⏻ button twice to turn on travel lock, the vibe will vibrate twice to indicate locked successful. Press the ⏻ button twice to turn off travel lock.

Travel lock is deactivated when charging.

WARNING:

For adult use only. For external use only. Remove all scarves, neckties, necklaces, and jewelry before using this vibe.

IMPORTANT:

Any individual who may be pregnant, has a pacemaker, suffers from diabetes, phlebitis and/or thrombosis, is at an increase risk of developing blood clots, or who has pins/screws/artificial joints or other medical devices implanted in his/her body should consult with a physician before using a massaging device designed for home use.

1. Do not reach for an appliance that had fallen into water. Unplug immediately.
2. Do not use while bathing or in the shower.
3. Do not place or store appliance where it can fall or be pulled into a tub or sink.
4. Do not place in or drop into water or other liquid.
5. Always unplug this appliance from the electrical outlet immediately after use or before cleaning.

CARE AND MAINTENANCE

Clean the vibe with a soft, damp cloth. DO NOT clean with an alcohol or chemical-based cleaner.

DISPOSAL INFORMATION

Disposal of old electronic equipment (applicable in the EU and other European countries with separate waste collection systems):



The crossed-out dustbin symbol indicates that these items should not be treated as household waste, but rather brought to the appropriate collection point for recycling electrical and electronic equipment.

STORAGE:

Store at 20 C - 25 C
Store in a cool dry place.

SPECIFICATIONS:

- Power - DC 3.0-4.1V/ 140mah USB 2.0
- Battery Life: Up to 35 mins use depending on speed and vibration modes and pattern choosen.
- Waterproof: IPX7, for cleaning the wand only, can not play under water.
- Material: Sillicone + ABS

DISCLAIMER:

BODYWAND SHALL NOT BE LIABLE FOR INCIDENTAL OR CONSEQUENTIAL DAMAGES RESULTING FROM THE MISUSE OF THIS PRODUCT.

XGEN, LLC
Horsham, PA 19044 All Rights Reserved

UK Responsible Person:
ArangaRanga UK LTD, 20-22 Wenlock Road, London, N17 9U, UK.
Phone: +44 2037692960, E-Mail: UKresponsibleperson@arangaranga.com

EU Responsible Person:
ArangaRanga SL, Paseo de la Castellana 194, Madrid, 28046, Spain.
Phone: +34 910054258, E-Mail: EUresponsibleperson@arangaranga.com

Email us at service@thebodywand.com for any unanswered questions.