


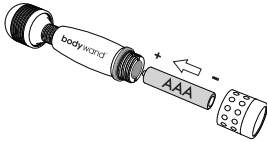
→ 38.00 mm ←

bodywand™
Mini Massager

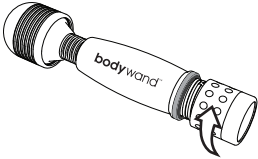
1. Unscrew the end cap and remove it from the massager.




2. Insert 1 x AAA battery as shown into the massager.



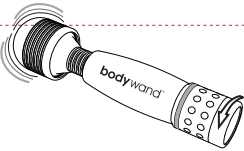
3. Screw the end cap back on the massager securely. Replace the batteries when the massager vibration strength decreases.



4. Turn on the massager by turning the bottom dial in a clockwise direction. Continue turning clockwise to increase vibration power.



5. Use the massager to relieve tension and relax tired muscles by pressing the vibrating massager against different areas of your body.



6. Turn the bottom dial counter-clockwise to decrease the vibration power, or turn off completely.

7. Remove the AAA battery from the massager for extended storage.

210 mm

WARNING:
THIS ITEM IS NOT WATERPROOF.

Do not immerse product in water. If you spill liquid on it, dry it immediately with a soft, lint-free cloth.

WARNING: For adult use only. For external use only. Remove all scarves, neckties, necklaces, and jewelry before using this massager.

IMPORTANT: Any individual who may be pregnant, has a pacemaker, suffers from diabetes, phlebitis and/or thrombosis, is at an increase risk of developing blood clots, or who has pins/screws/artificial joints or other medical devices implanted in his/her body should consult with a physician before using a massaging device designed for home use.

CARE AND MAINTENANCE

- Remove the batteries from the massager for extended storage.
- Clean the massager with a soft, damp cloth. DO NOT fully submerge or clean with an alcohol- or chemical-based cleaner.

SPECIFICATIONS

- Power 1.5V (1 x AAA battery)
- Node Vibration: Max 8500 rpm

BATTERY INSTALLATION

- Make sure to install batteries in the proper direction.
- DO NOT attempt to recharge or disassemble batteries.
- Use ONLY fresh batteries in correct size and type.
- The battery may explode if mistreated.

BATTERY PRECAUTIONS

- Dispose of the old batteries properly. Do not dispose of the old batteries in a fire.
- Do not leave the batteries where a child or pet could play with or swallow them. If the batteries are swallowed, contact a physician immediately.
- The batteries may explode if mistreated. Do not attempt to recharge or disassemble the batteries.
- Use only fresh batteries of the required size and type. Do not use re-chargeable batteries of different capacities.

Generation Products™
Horsham, PA 19044
All Rights Reserved



**This product is CE certified.
CE2200**