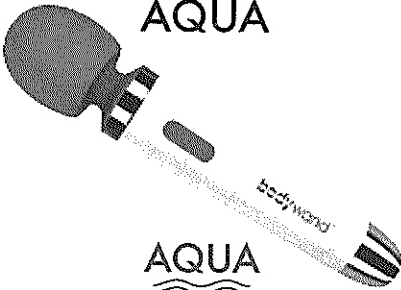


# bodywand™

## AQUA

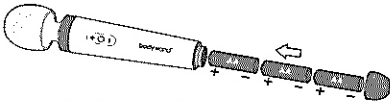


**AQUA**  
WATERPROOF

### IMPORTANT SAFETY INSTRUCTIONS:

All safety and operating instructions should be carefully read before use.

**CAUTION:** to reduce the risk of electric shock, do not remove cover or open the device. There are no serviceable parts inside.

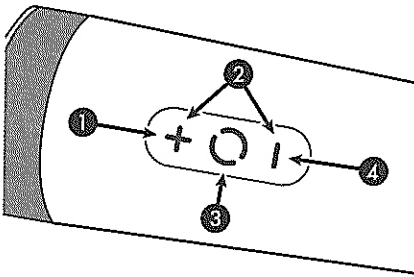


### INSTALLING THE BATTERIES:

1. Unscrew the end cap and remove it from the massager.
2. Insert 3 x AA batteries (not included). Insert the positive (+) end first into the battery compartment.
3. Screw the end cap onto the massager tightly.
4. Replace the batteries when the vibration intensity begins to weaken.

### USING THE MASSAGER:

Use the massager to relieve tension, relax tired muscles and stimulate by pressing the massage head against different parts of the body, as needed.

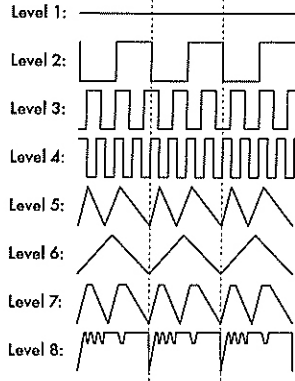


The Bodywand AQUA is designed to be used in the bath or shower, however is not intended for extended or excessive submersion.

1. Pressing the + button on the massager will power-on the massager.
2. Use the + and - buttons to increase or decrease intensity. Buttons can be pressed or continuously held to increase or decrease intensity.
3. Press center function button to change the massage mode. Push once to move to the next program. In total there are eight (8) massage modes.
4. To power-off the massager, hold down the - button until massager reaches lowest speed and powers off.

\* when traveling, it is recommended to remove batteries from the massager to avoid unintended power-on.

### Vibration Levels:



### CARE & MAINTENANCE:

- Remove the batteries from the massager for extended storage.
- Clean the massager with a soft, damp cloth. DO NOT clean with abrasive or corrosive materials.
- DO NOT tamper with the product's internal components.
- DO NOT subject the product to excessive force, shock, dust, temperature or humidity.
- Dispose of the product as you would with an expired battery.

**WARNING:** For novelty external use only. Remove all scarves, neckties, necklaces, and jewelry before use.

**IMPORTANT:** Any individual who may be pregnant, has a pacemaker, suffers from diabetes, phlebitis and/or thrombosis, has an increased risk of developing blood clots, has artificial joints or other "implanted" medical devices should consult with a physician before use.

### BATTERY PRECAUTIONS:

- Dispose of old batteries properly.
- DO NOT leave batteries where a child could potentially play and/or swallow.
- DO NOT attempt to re-charge or dis-assemble the batteries
- Use only new / fresh batteries in the correct specification (3 x AA). Do not mix old and new batteries, or, rechargeable batteries of different capacities.

### SPECIFICATIONS:

- Power - 4.5V (3 x AA Batteries)
- Weight - 0.452 lb / 0.205 kgs
- Vibration: Low/High ~2,000/4,300 rpm
- Battery Life: Up to 5 hours of use depending on speed and massage pattern chosen.
- Waterproof Function: wand is not intended for extended or excessive submersion. After use in the bath or shower, make sure to completely and thoroughly dry before storage.
- For best product performance, limit bathtub use to 15 minutes. Excessive or prolonged underwater exposure can lead to damage or failure of the product.

### DISCLAIMER:

BODYWAND AND ITS AFFILIATES SHALL NOT BE LIABLE FOR INCIDENTAL OR CONSEQUENTIAL DAMAGES RESULTING FROM THE MISUSE OF THIS PRODUCT.

Generation Products™  
Horsham, PA 19044  
All Rights Reserved



This product is CE certified.  
CE2200