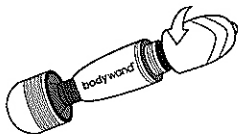


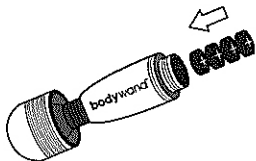
bodywand™

USER GUIDE

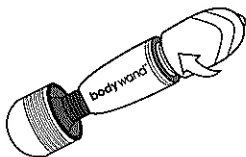
1. Twist off the bottom.



2. Insert 4 batteries with "+" facing out.



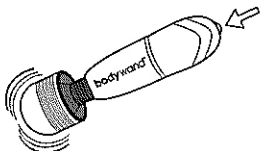
3. Twist the bottom on tightly to insure a good connection.








bodywand™

USER GUIDE

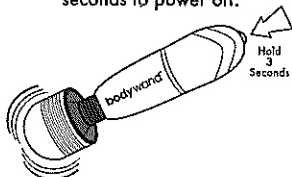
4. Push button to start.



5. Push button once to change through the five vibration functions.

- Low Speed 
- Medium Speed 
- High Speed 
- Wave 
- Pulsation 

6. Hold button down for 3 seconds to power off.



*You can power off while on any vibration function.