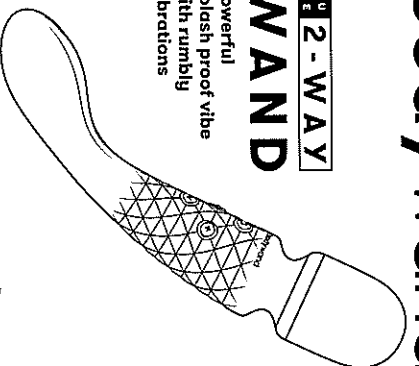


bodywand™

2 - WAY

WAND

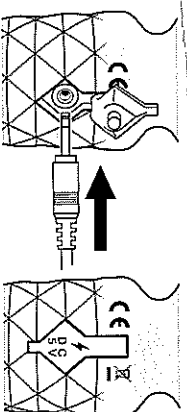
Powerful splash proof vibrate with rumbling vibrations



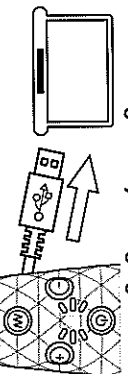
IMPORTANT SAFETY INSTRUCTIONS:
All safety and operating instructions should be carefully read before use.

CAUTION: to reduce the risk of electric shock, do not remove cover or open the device. There are no serviceable parts inside.

1. Plug the jack of the USB cord in to the socket at the back of the massager.



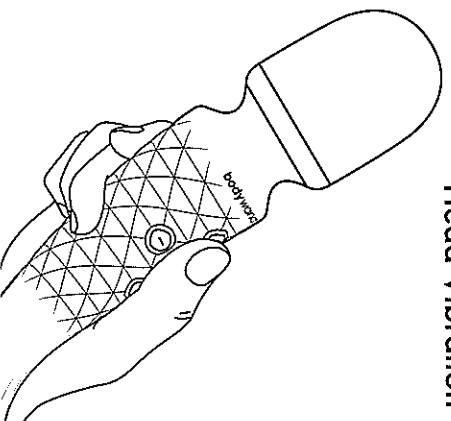
2. Plug the USB end of the cord into the USB port of your computer or another power source. LED light will "blink" under the Ⓞ button of the massager indicating battery charging.



3. The light will become solid when the battery is fully charged. It takes approx 2 hours to fully charge (depending on power supply).

4. When the wand is low on power, the light will continuously flash quickly until the wand is plugged in to charge.

Head Vibration

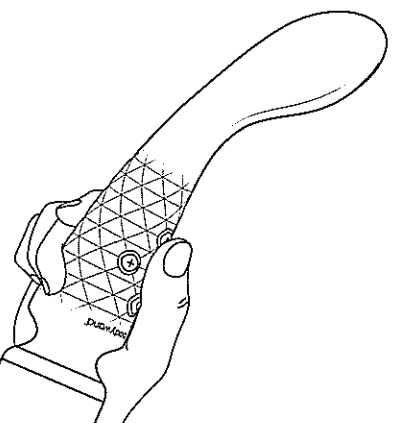


1. Press Ⓞ button to start vibration in the head.
2. Press + and - button to increase or decrease intensity. Buttons can be pressed to increase or decrease intensity.
3. Press Ⓞ button to change the vibration mode. Push once to move to the next program. In total there are 10 massage modes on the head side.
4. In modes 8 to 10, both the wand head and wand tail will vibrate.
5. To pause the vibration in the head, hold the Ⓞ button for 2 seconds. To resume vibration Press Ⓞ button (as explained in Step 1).

Head Side Vibration Modes:

Mode 1:	
Mode 2:	
Mode 3:	
Mode 4:	
Mode 5:	
Mode 6:	
Mode 7:	
Mode 8:	HEAD SIDE: TAIL SIDE:
Mode 9:	HEAD SIDE: TAIL SIDE:
Mode 10:	HEAD SIDE: TAIL SIDE:

Tail (Insertable) Side Vibration



1. Press **+** button to start vibration in the tail (insertable) side, while the **+** is on.
2. Press **+** and **-** button to increase or decrease intensity. Buttons can be pressed to increase or decrease intensity.
3. Press **+** button to change the massage mode. Push once to move to the next program. In total there are 6 massage modes.
4. Press **+** or **+** 3 seconds to turn off the tail side vibration.

Tail Side Vibration Modes:

Mode 1: _____

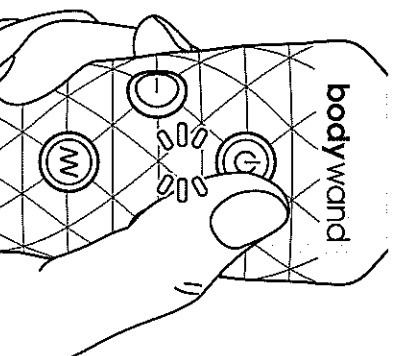
Mode 2:

Mode 3:

Mode 4:

Mode 5:

Mode 6:



TRAVEL LOCK:

- This Bodywand product features a travel lock for safe and convenient travel.
- Press and hold the **+** button for 3 seconds. Two blinking flashing light will indicate the massager is locked.
- To unlock, simply repeat by pressing and hold the **+** button for 3 seconds. Two blinking flashing light will indicate the massager is unlocked.
- Charging the Luxe 2-way wand will also automatically disengage the travel lock.

WARNING: For adult use only. Remove all scarves, neckties, necklaces, and jewelry before using this massager.

IMPORTANT: Any individual who may be pregnant, has a pacemaker, suffers from diabetes, phlebitis and/or thrombosis, is at an increase risk of developing blood clots, or who has pins/screws/artificial joints or other medical devices implanted in his/her body should consult with a physician before using a massaging device designed for home use.

CARE AND MAINTENANCE

Clean the massager with a soft, damp cloth. **DO NOT** clean with an alcohol or chemical-based cleaner.

STORAGE:

Store at 20°C - 25°C
Store at cool dry place.

SPECIFICATIONS:

- Power - 3.7V/ 860MAH USB 2.0
- Battery Life: Up to 50 mins use depending on speed and massage platform choosen.
- Splash proof for cleaning the wand only, can not play under water.

DISCLAIMER:

BODYWAND SHALL NOT BE LIABLE FOR INCIDENTAL OR CONSEQUENTIAL DAMAGES RESULTING FROM THE MISUSE OF THIS PRODUCT.



Generation Products™
Horsham, PA 19044
All Rights Reserved