


## Charging Indicators

- Green Flashing - Pre-charge inspection stage
- Red Light ON - Charging in progress
- Green light ON - Fully charged



## Product Specification

Model	STS500
Battery Chemistry	LiFePO4
Voltage	12V
Output Voltage	14.2V
Output Current	20 ± 0.2A
Input Voltage	180 ~ 260 Vac

## Input Characteristics

Rated Input Voltage	220 Vac
Input Voltage Range	180 ~ 260Vac
AC Input Voltage Frequency	50~ 60 Hz

## Product Characteristics

Size	165 (L) x 87 (W) x 63 (H) mm
Material	Aluminium
Input Socket	AC line - 1.3m
Output Socket	DC line - 0.85m
Net Weight	1.4KG

## Charge Stages

BATTERY VOLTAGE	OUTPUT
Below 10V	4A
10V - 11.7V	13.4A
11.7V - 13.8V	20A
13.8V - 14.2V	20A - 0A LINEAR DECREASE

Charger cut-off: 14.2V

Charger reconnect: 13.5V







## Health and Safety

Electric Strength Test	Input - Output	1500Vac/ 1min ≤ 10mA	Withstand DC voltage of 1500V, 1 minute, leakage current ≤ 5mA, no breakdown or arcing.
	Input - Earth		
Isolation Resistance	Input - Output	≥ 10MΩ@500Vac	Input to output, input to housing 500VDC & normal air pressure, relative humidity 90%.
	Input - Earth		

## Environmental Conditions

Operation Temperature	-30 ~ +45°C
Humidity	5 ~ 95%
Storage temperature	-40 ~ +70°C
Cooling	Fan
Altitude	0 ~ 3000m

## Protection Characteristics

	<b>Over Voltage Protection</b>	Shuts down the supply when the voltage exceeds the pre-set level.
	<b>Software Over Voltage Protection</b>	Charger software limits the maximum output voltage to a level suitable for the battery system.
	<b>Thermal Protection</b>	Aluminium shell inside temp >65°C (Automatic shutdown) Transformer temperature >110°C (Automatic shutdown)
	<b>Current Limiting Protection</b>	If maximum current is achieved, the charger will restrict the flow to protect the system.
	<b>Short Circuit Protection</b>	Operational protection against excessive currents or current beyond the acceptable current rating of equipment.
	<b>Reverse Polarity Protection</b>	When output wires are reversely connected, the unit will not operate. Always connect the battery to the charger first, then connect the charger to the mains.