

Cocinaré



red dot winner 2023



ESSENCE Lite

COFFEE GRINDER



TIPS FOR USERS

1. The whole machine is made of aluminum, can not be dropped or thrown, which may lead to deformation and can not be assembled again.
2. The machine can not be washed or dishwasher cleaning, washing may lead to intakes of water to the main unit, resulting in operation failure.
3. The bean container and powder container can be cleaned with a brush or cloth, water washing is not recommended.
4. The machine can be charged using certified charger in the country that you locate. Charging will be vary depending on the charger's specification. 5V2A output charger is the fastest and can be fully charged within 2 hours.
5. Grinder allows to use while charging.
6. It is recommended to adjust the required scale before adding the beans; if the scale is adjusted during the grinding process, may lead to the scale not aligning with the starting line.
7. Grinder will stop after finishing grinding in 8 Sec with red flash light * 3 times
8. If the grinding process is jammed & red flash light * 3 times, the machine will automatically stop, you need to open the bean container to check whether there are foreign objects inside? If there is, please manually remove them before turn on the machine to work again.
9. Grinding light baked beans/under 30 scale may trigger over-heat protection system, with red flash light * 5 times. It may take 15 mins to allow system cool down.
10. If flashing red/orange/green light, grinder may happen over-current and will need restart to grind again
11. If flashing red light, grinder need re-charge till next grinding.

Quick Start Guide

This Quick Start Guide is designed for first time use. For safety and more information, refer to your USER MANUAL.

Important Safeguard Information



Do not use running water to clean the host.



Do not immerse the body in water or put it in the dishwasher.



For safety, please use a charger that complies with safety certification for charging.

Quick Guide



Hold the bean container with one hand, rotate the main unit clockwise to the stop position with another hand, and lift the main unit upward.



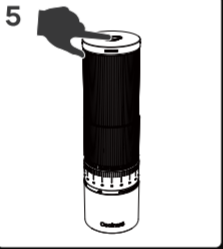
Hold the bean container with one hand and rotate the adjustment ring left or right with another hand until your desired scale meets the red mark.



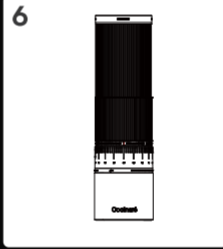
Use a spoon to add coffee beans to the bean container. Add no more than 30g in total weight.



Assemble the main unit after adding the coffee beans, note that the main unit needs to be installed properly.



Long press the on/off button on the top of the device for 2 seconds, the display light will be on and the grinding starts.



The bean grinding will automatically start when the device turned on.



Pre-set auto stop function, just one click start button to discontinue grinding if you want. If not, machine will stop within 10 seconds after finish grinding.



Hold the bean container with one hand and rotate it clockwise with another hand to reach the stop position, then get the grinded coffee powder from the container.

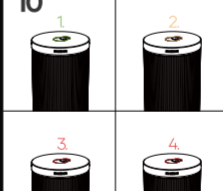
Charging indicator light

When charging:

1. 0-25% power, red light flashes.
2. 26%-50% power, orange light flashes.
3. 51%-99% power, green light flashes.
4. 100% power, the green light is always on.



After removing the grinded coffee powder, clean the bean container and the powder container with a brush.



Long press for 1 second to check leftover power.

1. 51-100% power, green light is on;
2. 26-50% power, orange light is on;
3. 10-25% power, red light is on;
4. less than 10% power, red light flashes.



Tips for scale adjustment

Questions or Concerns?

Scan the QR code to get more info about the product and our services.



USER GUIDE

Cocinare Offers a 12-Month Product Warranty.

6 MONTHS EXTENDED WARRANTY

Register to extend your warranty to 18 months on cocinare.com within 3 months of your purchase.

Scan the code below to register, or visit our official website.



Questions?

If your product is defective and under warranty, please contact us at Email.

Email : support@cocinare.com

Phone: +1 833 655 1778 (US)

Available time: Mon-Fri 9:00 am - 5:00 pm (PST/PDT)