

Product Overview



For the ultimate in five-star hotel-style luxury, the TriForm® combines stunning design with incredible strength and reliability. The discreet linear waste is reversible, so can be tiled to match the surround or select the stainless steel side to provide the perfect feature highlight. It's quick and easy to fit and is backed by a lifetime guarantee for total peace of mind.

Features



- + TriForm® has 4 fall planes to aid drainage
- + On-trend contemporary style
- + Integral trough
- + 5 Sizes available
- + Strong hand laid GRP moulded
- + 22mm thickness
- + Three different waste cover designs
- + Pre-keyed surface, saving time on preparation

Benefits

- + Exceptional drainage, up to 78 litres pm
- + Provides excellent water proofing without the need for silicon
- + 5 year warranty on drain and waste components
- + 40 stone/254kg load bearing
- + Accommodating tiles up to 2.5cm thick



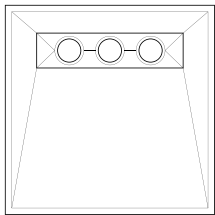
Waste covers



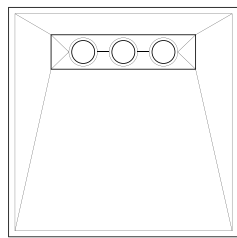
Installer features

- + Lifetime guarantee
- + Available in 22mm thickness
- + Drainage up to 78 litres pm
- + 40 Stone load bearing
- + GRP material
- + Compatible with GW50, GW19, GW90, LDGW90 and DW90 wastes
- + Compatible with all AKW tanking kits

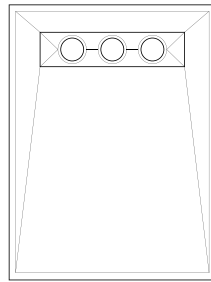
Dimensions



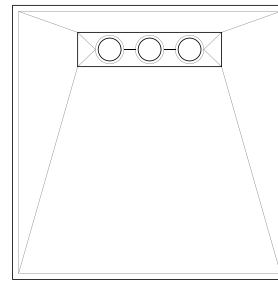
900 x 900mm
Code: 21205



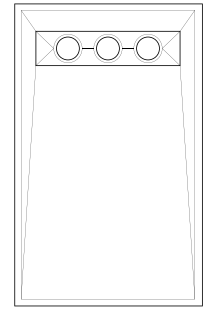
1000 x 1000mm
Code: 21206



900 x 1200mm
Code: 21209



1200 x 1200mm
Code: 21208



820 x 1300mm
Code: 21207

Product Codes:

| | |
|--|-------|
| 900 x 900 | 21205 |
| 1000 x 1000 | 21206 |
| 1200 x 900 | 21209 |
| 1200 x 1200 | 21208 |
| 1320 x 820 | 21207 |
| Gulley Waste Assembly 6-16mm Tiles | 21213 |
| Gulley Waste Assembly 16-25mm Tiles | 21214 |
| Gulley Waste Assembly Decorative 6-16mm Tiles | 21215 |
| Gulley Waste Assembly Decorative 16-25mm Tiles | 21216 |

