

WARRANTY

HealthSense designs and warrants its products with the intent that they are free of defects in manufacture and workmanship for a period of One (1) Year from the date of original purchase, under normal use and service. However, repair or replacement under warranty does not lead to any extension or renewal of warranty period.

For queries and warranty services write to us at : support@healthsense.in

► COVERAGE :

The warranty covers servicing and workmanship of all parts of this product against manufacturing defects only.

If a defect arises and a valid claim is received within the warranty period, HealthSense will either

- Repair the defect at no charge using new or refurbished parts, or
- Replace the product with the one that is functionally equivalent to the original product.

► NON COVERAGE :

This warranty does not cover the following conditions:

- Damage caused by misuse or mishandling or by accident
- Attachment of unauthorized accessory, alteration to product or improper installation
Unauthorized repairs or modifications
- Failure to adhere to manufacturer's recommended maintenance.

There are no expressed warranties except as listed above. This warranty gives you specific legal rights which may vary from state to state.




www.healthsense.in

HEALTHsense™

Magic-Vibe Body Massager

Model : HM 250

We Care Health



USER MANUAL

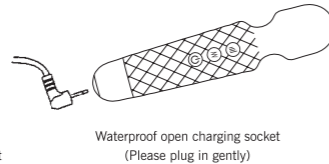
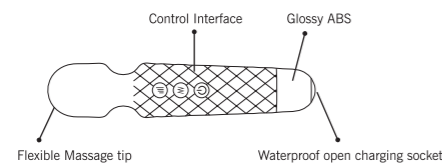
GETTING STARTED

Follow these simple steps to enjoy a relieving massage:

- The massager comes partially charged for immediate usage
- Press (Ⓞ) to activate / turn ON
- Press (Ⓜ) to switch between different steady patterns & pulsations
- Use (Ⓢ) to choose the desired speed
- Press (Ⓞ) again to turn the massager OFF

CHARGING YOUR MASSAGER

- When your massager vibration is weak, or does not turn on, but the Red LED is still on, please recharge.
- Insert the DC plug into the DC port of the massager.
- Insert the USB cable into a USB power outlet. The Red LED on the interface of your massager will start blinking to indicate it is charging. When it is fully charged, after approx 2 hours the light will go out.



NOTE

- The massager is for personal use and not classified as a medical device.
- Do not massage open wounds or around your chest & throat areas and if you experience severe discomfort during the massage, you should stop using the massager and consult with your healthcare provider.
- Do not use when plugged in and charging. When charging, please insert the DC plug into the port gently.

SPECIFICATIONS

- Product Size : 200 x 41 mm
- Product Weight : Net : 160g, Gross : 205g
- Product Material : Medical grade silicone + ABS
- Vibration Noise : < 40 db
- Battery : Rechargeable Li-Ion 500 mAh 3.7V
- Charging time : Approx 2 hours at 5V
- Usage time : Approx 1-2 hours (as per speed levels)

CLEANING, STORAGE AND SAFETY

- You can wash the silicone with warm water and antibacterial soap, rinse with clean hot water and pat dry with a lint-free cloth or towel. Never use cleansers containing alcohol, petrol or acetone.
- Avoid leaving your massager in direct sunlight and NEVER expose it to extreme heat. Store your massager in a dust-free place and keep it away from products of other materials.

TROUBLESHOOTING

Problems	Possible reasons	Possible solutions
No vibration when switched "ON"	The battery may be low	Turn the product "OFF" then charge for approx...2 hours before use
The charging light does not illuminate	1. The charging adapter may not be properly connected to the outlet 2. Charging plug may not be properly inserted	1. Remove and reinsert the charging adapter into outlet 2. Ensure the adapter is properly connected to the electrical outlet
Usage time seems short	The battery may be low	If the usage time seems short even after fully charging the product, there may be a technical fault with the product or the battery may be nearing the end of usage life. Please contact HealthSense customer support team.
The product makes a slight sound	It is the sound of moving motor or due to the strong vibration	A sound level of upto 40DB is normal with this massager. This does not indicate any technical fault.