

105mm

LED DISPLAY FUNCTIONS



Function	Description
g	Weight Unit
ml	Volume unit
oz	Weight Unit
lb	Weight Unit
fl	Volume unit
water	Water weight mode
milk	Milk weight mode
T	TARE function
-	Negative Value
Lo	Low battery symbol
----	TARE function

To know about discounts & new launches connect with us on social media

@healthsenseindia



Healthsense is a proud Indian brand creating quality products idealised and conceptualised for India and manufactured by exclusive overseas partners.


www.healthsense.in

HEALTHsense®

USER MANUAL

Chef-Mate Kitchen Scale

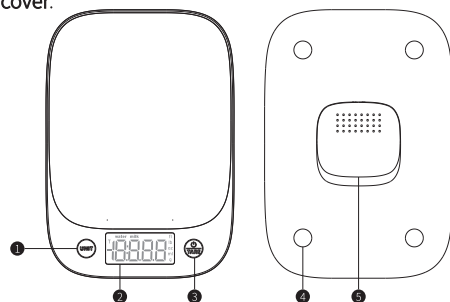
Model : KS 70



Sensing Health Everywhere

PRODUCT STRUCTURE

1. Unit Button
2. LED display.
3. Power ON/OFF/Tare Button
4. Sensor.
5. Battery cover.



SPECIFICATIONS

PRODUCT NAME	DIGITAL KITCHEN SCALE
MODEL NUMBER	KS 70
UNIT	3 Weight Units: g/oz/lb:oz 4 Volume Units: ml(milk)/ml(water)/fl:oz (water)/fl:oz(milk)
WEIGHING RANGE	176.4 OZ / 11 LB / 5000G / 5000 ML
POWER SUPPLY	3 * 1.5V AAA BATTERIES
AUTO-OFF	120 SECONDS

UNIT SELECTION



Press the power button to switch ON the scale. Before every use or after replacing the batteries, you can choose the units g/ml/oz/lb:oz/fl:oz according to your needs



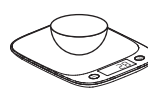
Press "UNIT" button repeatedly to select the desired unit.

TARE FUNCTION


1. Press the Power Button to switch ON and select the desired UNIT



2. When the display shows "0", gently place the container to be weighed on the scale.



3. After the weight is displayed on the screen, press "TARE" button to see dotted line "----" and then reset to "0"



4. Now, weigh the desired ingredient in the container to see the weight of the ingredient displayed on the screen.



*Tips:

After the container weight is cleared, if the container on the weighing platform is removed, the display will show "-", indicating negative weight.

WARRANTY & SUPPORT

Entitle yourself for the 1 year HealthSense warranty by registering your purchase and easily reach us to submit your product related issues & queries, when you follow these hassle free ways.

SCAN - For Warranty Registration



(Must register within 30 days from date of purchase)

SCAN - To File Complaint



(Fill & submit form if you are facing any product related issues)

* For detailed warranty terms please visit the link :
www.healthsense.in/warranty-terms

* For additional support :
Mail us at : support@healthsense.in or Call us on : +91 9856 9856 36