

Enhance Electric Facial Roller

Massager with Rose Quartz & Metal Heads

Model : FR 405



Sensing Health Everywhere

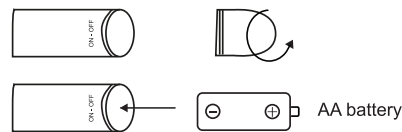


Battery Replacement

1. Turn the switch cover on the end anti-clockwise
2. When the battery cover is loose please continue to turn anti-clockwise.
3. Continue to unscrew the battery cover until it completely comes off.
4. Replace the old battery or place the new battery with (-) electrode towards inside of metal handle and screw the battery cover back.
5. Turn the Rotary Switch clockwise.
6. When you start to turn the battery cover, it may be tight. Please forget it, and continue to turn it tighter.

Remove the cover of the switch

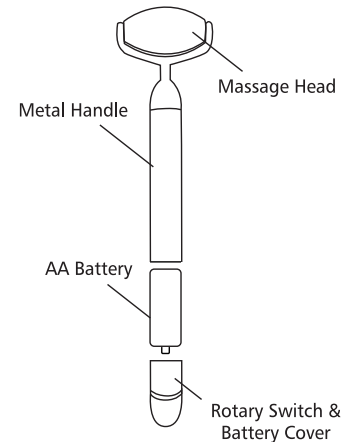
Turn Anti-clockwise



Note :

When the switch cover is loose or not fully screwed on, do not let it get in contact with water, as the water will damage the product's function. The product will not work when water enters its body, and it will also shorten the life of the battery.

Parts of Electric Facial Roller



How to use

1. Wash that beautiful face of yours ! Add a few drops of facial oil or spread on some moisturizer.
2. Roll the tool over your face in upward motion from the neck and towards the face to ease muscle tension.
3. Next step, Roll outwards from the chin and nose to the ears and jawline.
4. Then Roll outward from the inner corner of the eye to the edge of the face.

Features & Specifications

Features :

- Durable metal handle
- Noise free and smooth rolling
- High frequency electric vibrations
- IPX7 Waterproof

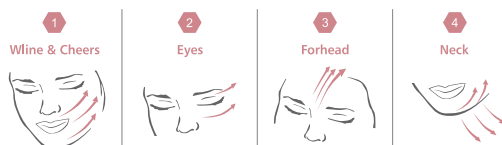
Specifications :

- Frequency : 6000 vibrations/minute
- Power : 1 x AA battery(Included)
- Voltage : DC 1.5V
- Dimensions : 7.4 x 3.8 x 1.75 inches; 228 gms

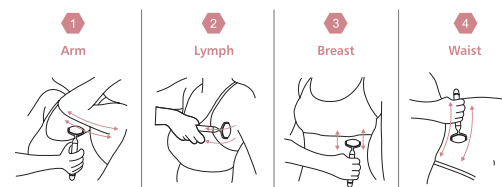
Note : This product can be used with & without battery

Right way to use

Face Care



Body Care



Massage Heads

1. Quartz Head

- Natural rose jade quartz material
- Better absorption when used with skin care products
- Alleviate skin tension
- Reduces fine lines & wrinkles
- Release toxins from skin

2. V-Shaped Roller Head

- 360 degree dual rolling heads
- Useful for skin contouring for multiple body parts : lymphs, breast area, abdomen & legs
- Releases anions & stimulates cells
- Lifts up face & reduces puffiness under eye area
- Keeps skin smooth & bright

Method of Switch operation

ON - Turn battery cover anti-clockwise to switch ON

OFF - Turn battery cover clockwise to switch OFF

Battery Life

- When the vibrations weaken, please replace the battery
- Please take out the battery after use or if you are not going to use it for a long time.

Warranty & Support

Entitle yourself for the 1 year HealthSense warranty by registering your purchase and easily reach us to submit your product related issues & queries, when you follow these hassle free ways.

At HealthSense our top priority has always been our valued customers. We very well know your HealthSense product is a part and parcel of your everyday life, which is why we are more easily accessible than earlier.

SCAN - For Warranty Registration



(Must register within 30 days from date of purchase)

SCAN - To File Complaint



(Fill & submit form if you are facing any product related issues)

* For detailed warranty terms please visit the link : www.healthsense.in/warranty-terms

* For additional support : Mail us at support@healthsense.in or Call us on : 080-41262836

www.healthsense.in

