


2021/9/16沃福wofu成人U5B 说明书

单页尺寸55*180mm 单黑色双面印刷（共3折页）（总尺寸：165*180mm）

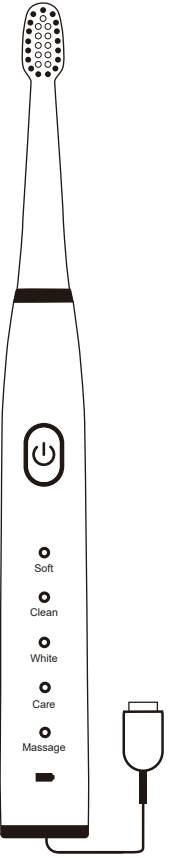
正面



USER MANUAL

Clean-Care Electric Toothbrush

Model: ET 730



INTRODUCTORY NOTE

► Congratulations on taking the right foot forward towards a healthier and brighter smile by purchasing the HealthSense Electric Sonic Toothbrush. Before you begin to enjoy the benefits of sophisticated dental care from the comfort of your home, please take a few moments to glance through this manual completely and also save it for future use.

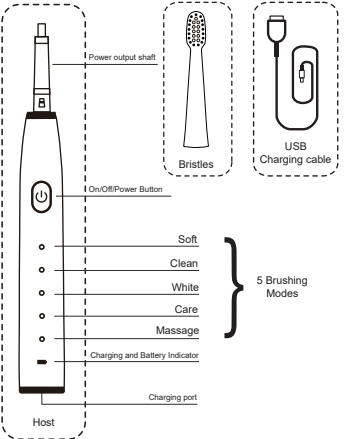
► Please READ ALL INSTRUCTIONS BEFORE USE and use this product only for its intended usage as described in the manual.

► INTENDED USE: For in-home use to maintain overall oral hygiene by cleaning teeth & gums.

WHAT'S IN THE BOX

- 1 X Toothbrush Unit
- 4 X Brush Heads
- 1 X Dust Covers
- 1 X Charging C-Type USB Cable
- User Manual
- Warranty Card

KNOW YOUR TOOTHBRUSH




5 Brushing Modes


TECHNICAL PARAMETERS

Product Name: Electric Toothbrush
 Rated Input: 5V, 0.2A
 Rated Power: 1W
 Regular Runtime: 150 - 180 minutes
 Charging Mode: USB interface charging
 Charging Time: About 4 hours
 Battery Type: 3.7V Rechargeable Lithium Battery 14500
 Battery Capacity: 500mAh
 Low Charge Reminder: Charging Indicator turns RED
 Waterproof Grade: IPX7
 Product Weight: 85g
 Product Dimensions: 25*24*235mm
 Noise: <70db(decibels)


USING YOUR TOOTHBRUSH




Insert brush head firmly to the shaft of the device. (Note: It is normal to see slight gap between brush head and the handle)



Wet the bristles under running water & apply toothpaste on it.




Place bristles against the teeth at 45° angle towards the gum line. To avoid toothpaste to splash, place the brush in your mouth before switching ON and select the desired brushing mode. **DO NOT PRESS OR SCRUB THE BRUSH HARD AGAINST TEETH**




Once powered ON, use the POWER button to choose between 5 brushing modes. Long Press the POWER button to switch OFF the device OR the device will auto-shut OFF after 2 min of working time.




30 sec Interval Alert



For perfect cleaning, Dentists suggest to divide your mouth into 4 sections and brush each section for 30 seconds in small circular motions and all directions. The Interval Timer feature ensures that all sections of your mouth are evenly & thoroughly cleaned through a short beep alert after 30, 60 & 90 second intervals when using a 2 minute brushing cycle.



Ensure to turn the brush OFF before removing from the mouth to avoid splashing. Gargle & rinse your teeth well with water once completed.

Sensing Health Everywhere

反面

CHARGING INSTRUCTIONS

- When using the toothbrush for first time or has been unused for more than 3 months, charge it atleast for 4 hours or until it is fully charged.
- To charge the device - connect one round end of the USB cable to the charging port and other end to an adapter connected to power socket.
- Once completely charged the toothbrush runs for a minimum of 40 days – while you brush 2 times a day (morning & night) for about 2 minutes each time.

GREEN indicator light starts blinking once charging is initiated. A complete charge takes 10 – 12 hours and once done, the green light remains ON without blinking.

It's time to re-charge your device when the indicator light turns

CLEANING AND MAINTENANCE

- After each use, wash the toothbrush head with water and air dry it naturally;
- The main machine can be washed by running water, then wiped clean with a dry cloth and dried;
- Do not wash the product with water or acid(alkaline) solution higher than 40°C;
- Do not drop the host again;
- Do not damage the waterproof seal;
- It is recommended to replace the toothbrush head after three months of use or when the bristles are obviously deformed.

DEPOSIT

- If you do not want to use this electric toothbrush for a long time, please clean and fully charge it and keep it in a cool, dry place away from direct sunlight.
- Electric toothbrush should be stored in a ventilated and dry place from -7°C to 35°C.
- This product contains lithium battery, please store it away from heat source and strong light source, do not charge, transport, use or place it in high temperature.
- If the toothpaste contains hydrogen peroxide, baking soda or bicarbonate (whitening toothpaste), you should clean thoroughly with clean water and place in a cool, dry place after brushing your teeth.

MATTERS NEEDING ATTENTION

- The product is equipped with lithium battery, do not put it into fire or heat it above 40°C, and do not place or use it at high temperature, so as to avoid overheating, fire or explosion;
 - Before discarding the appliance, the battery must be removed from the appliance
 - The appliance must be powered off when the battery is removed
 - The battery should be safely disposed of
- Do not disassemble the product without permission;
- Do not use in the bath or bath pool;
- Please ensure that the working voltage of the charger is in line with its rated voltage. If the red light does not go on to charge the charger, or there is any peculiar smell or noise, please stop charging immediately and consult the after-sales service department of the company;
- Keep out of reach of children to avoid being used as toys by children;
- Do not use the toothbrush head not recommended by the manufacturer;
- Do not share the toothbrush head with others to avoid oral infection;
- The main engine can be rinsed with water, but long-term immersion in water is not recommended;
- This product is not suitable for people (or people requiring special attention):
 - With a pacemaker and other device installed on the body
 - Children and infants under 6 years old
 - Patients with periodontal disease and poor oral health (please use under the guidance of a doctor)

important clause

All contents in this information have been carefully checked. In case of product technology or software upgrade, it will be included in the new version manual. If there is any change in the appearance color and performance of the product, please refer to the actual product.


TROUBLESHOOTING

Problem	Cause	Solution
Vibration is weak	<ul style="list-style-type: none"> The bristle may have been pressing hard The brush head is fixed too tight 	<ul style="list-style-type: none"> Do not apply pressure on the bristles Reconnect the brush head to the shaft to fix it with a slight gap between head and shaft
The brush works for only a short duration	<ul style="list-style-type: none"> Improper charge Insufficient charging time 	<ul style="list-style-type: none"> Charge till the indicator stops blinking. Recheck power connections of both charging unit and socket. Device needs to be charged for atleast 10-12 hours
The toothbrush does not work	<ul style="list-style-type: none"> Improper or insufficient charging Internal technical fault 	<ul style="list-style-type: none"> Re-Charge as per guidelines Contact Healthsense Support Team for assistance
Unpleasant Odour	<ul style="list-style-type: none"> Inappropriate cleaning Worn out or aged brush head 	<ul style="list-style-type: none"> Follow thorough cleaning methods Replace brush head with new one

WARRANTY & SUPPORT


Entitle yourself for the 1 year Healthsense warranty by registering your purchase and easily reach us to submit your product related issues & queries, when you follow these hassle free ways.

SCAN - For Warranty Registration



(Must register within 30 days from date of purchase)

SCAN - To file Complaint



(Fill & submit form if you are facing any product related issues)

*For detailed warranty terms please visit the link : www.healthsense.in/warranty-terms

*For additional support :
Mail us at : support@healthsense.in or call us on : +91 9856 9856 36