



Leybold SV-40BI

Technical Specifications

Inlet connection:	DN 40 ISO-KF	
Outlet connection:	DN 40 ISO-KF	
Nominal pumping speed at 50 Hz:	42.0 m ³ /h	24.8 cfm
Nominal pumping speed at 60 Hz:	50.0 m ³ /h	29.5 cfm
Pumping speed at 50 Hz:	40.0 m ³ /h	23.6 cfm
Pumping speed at 60 Hz:	48.0 m ³ /h	28.3 cfm
Ultimate partial pressure without gas ballast:	$\leq 5.0 \times 10^{-2}$ mbar	$\leq 3.75 \times 10^{-2}$ Torr
Ultimate total pressure without gas ballast:	$\leq 5.0 \times 10^{-2}$ mbar	$\leq 3.75 \times 10^{-2}$ Torr
Ultimate total pressure with gas ballast:	$\leq 5.0 \times 10^{-1}$ mbar	$\leq 3.75 \times 10^{-1}$ Torr
Water vapor tolerance at 50 Hz:	10.0 mbar	7.5 Torr
Water vapor tolerance at 60 Hz:	10.0 mbar	7.5 Torr
Water vapor capacity at 50 Hz:	280 g/h	
Water vapor capacity at 60 Hz:	340 g/h	
Operating fluid:	LVO 120	
Operating fluid capacity:	1.0 l	1.1 qt
Noise level to DIN 45 635		
without gas ballast:	59 - 62 dB(A)	
with gas ballast:	- - -	
Mains connection:	3-ph, 230/400 V, 50 Hz 3-ph, 460 V, 60 Hz	
Motor rating at 50 Hz:	1.1 kW	1.5 HP
Motor rating at 60 Hz:	1.3 kW	1.8 HP
Rotation speed at 50 Hz:	1.500 min ⁻¹	1.500 rpm
Rotation speed at 60 Hz:	1.800 min ⁻¹	1.800 rpm
Motor protection rating:	IP 55-F	
Admissible ambient temperature:	+12 to +40°C	+54 to +104°F
Dimensions:	see dimension sheet	
Weight:	43.0 kg	94.8 lbs



PROVAC
SALES

PHONE: 831-462-8900

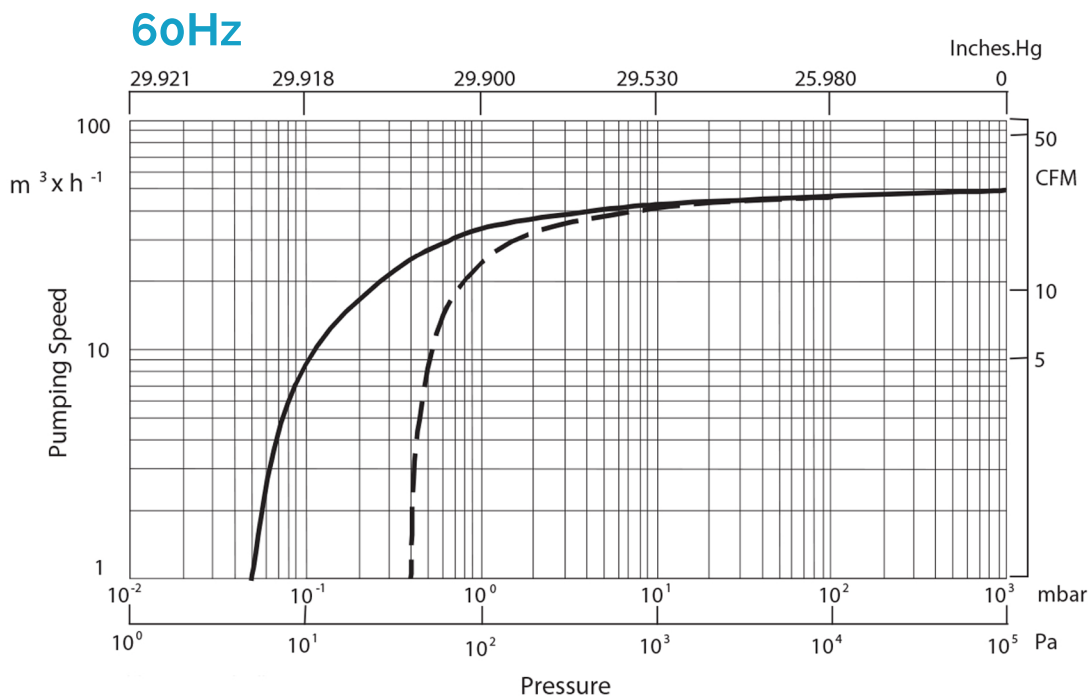
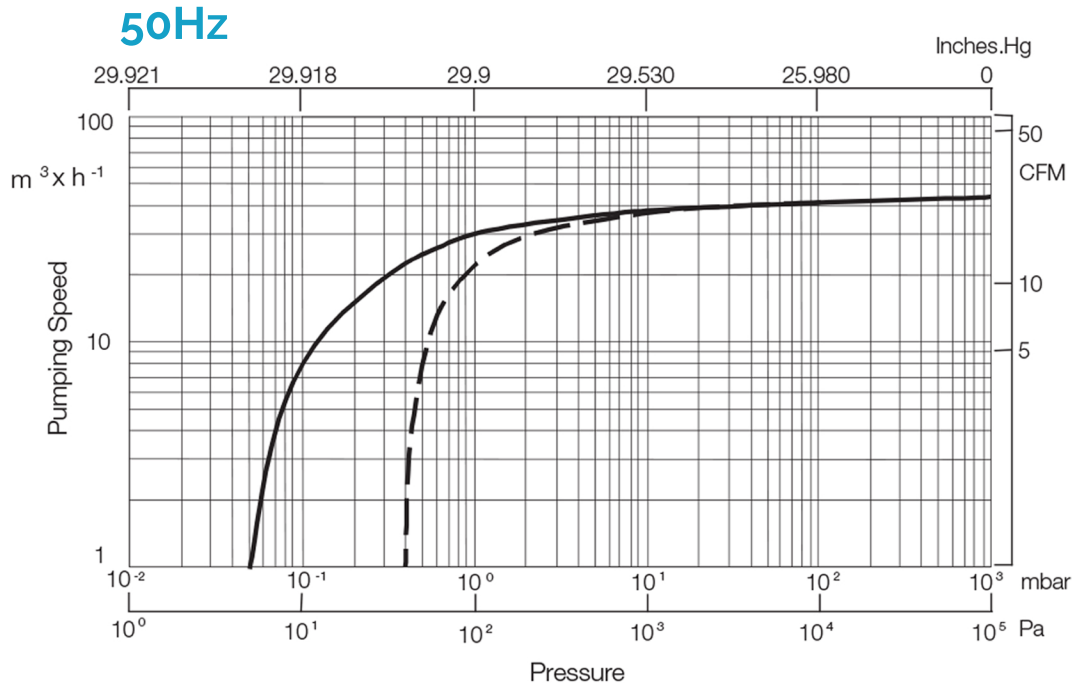
FAX: 831-462-3536

WWW.PROVAC.COM

Leybold SV-40BI

Pumping Curves

— without gas ballast
- - - with gas ballast



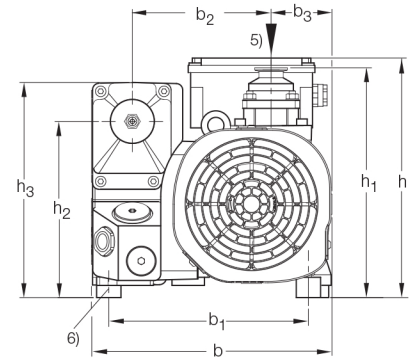
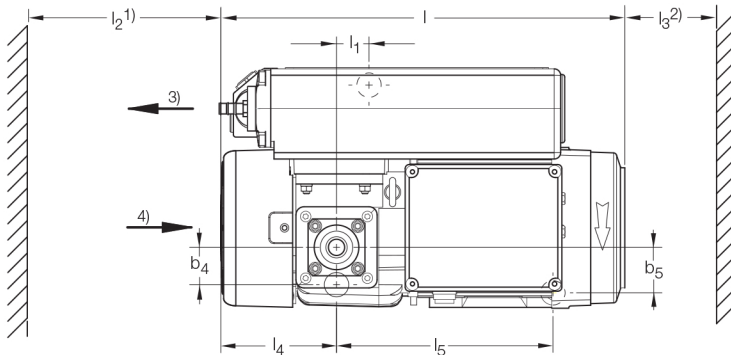


Leybold SV-40BI

Features & Benefits

- 1 decade better ultimate pressure compared to SV-40B
- integrated exhaust filter, oil recovery system & anti suckback valve
- high pumping speed stability at low pressure
- customer specific configurations
- extremely low noise level
- variant concept
- high reliability

Dimensions



1) Space for exhaust filter exchange and cooling

2) Space for the motor's ventilation

3) Exhaust port

4) Inlet port

5) Cooling air

6) Mounting 3x M 8 x 7

Type	b	b ₁	b ₂	b ₃	b ₄	b ₅	h	h ₁	h ₂	h ₃	l	l ₁	l ₂	l ₃	l ₄	l ₅	
SV 40 BI	mm	296	246	171	75	46	56	295	283	217	265	497	40	350	150	142	266,5
	in.	11.65	9.69	6.73	2.95	1.81	2.20	11.61	11.14	8.54	10.43	19.57	1.57	13.78	5.91	5.59	10.49

Applications

- research and development • metallurgy/furnaces • lamps/tubes manufacturing • space simulation • analytical engineering • cooling/air conditioning • medicine technology • freeze drying systems
- backing pump for high vacuum pump systems • plant engineering