

4

3

2

1

D

D

C

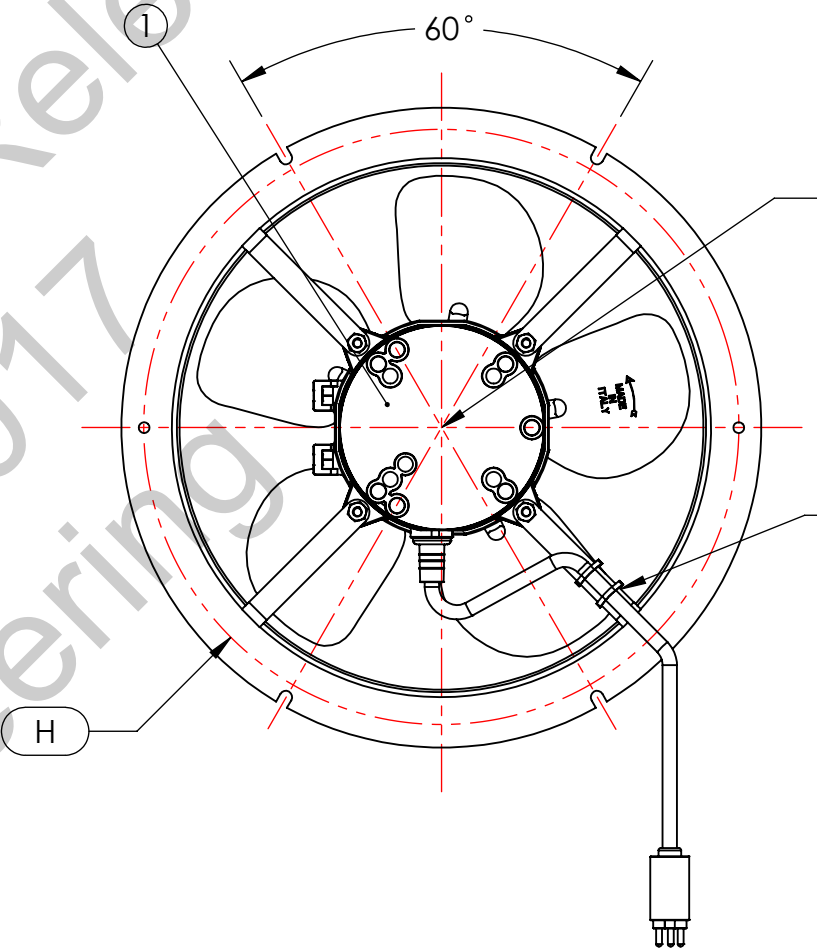
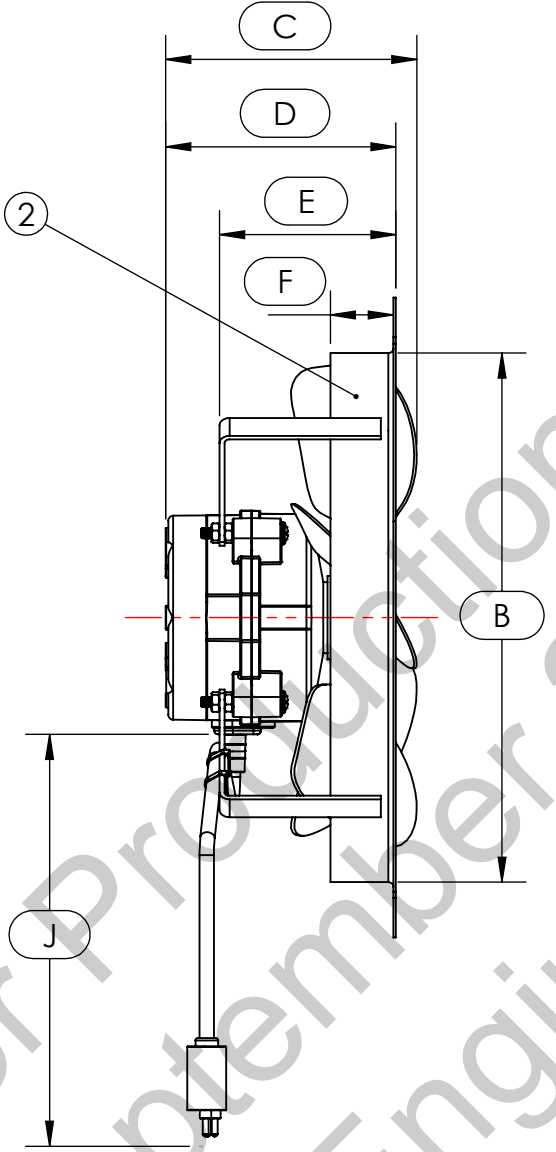
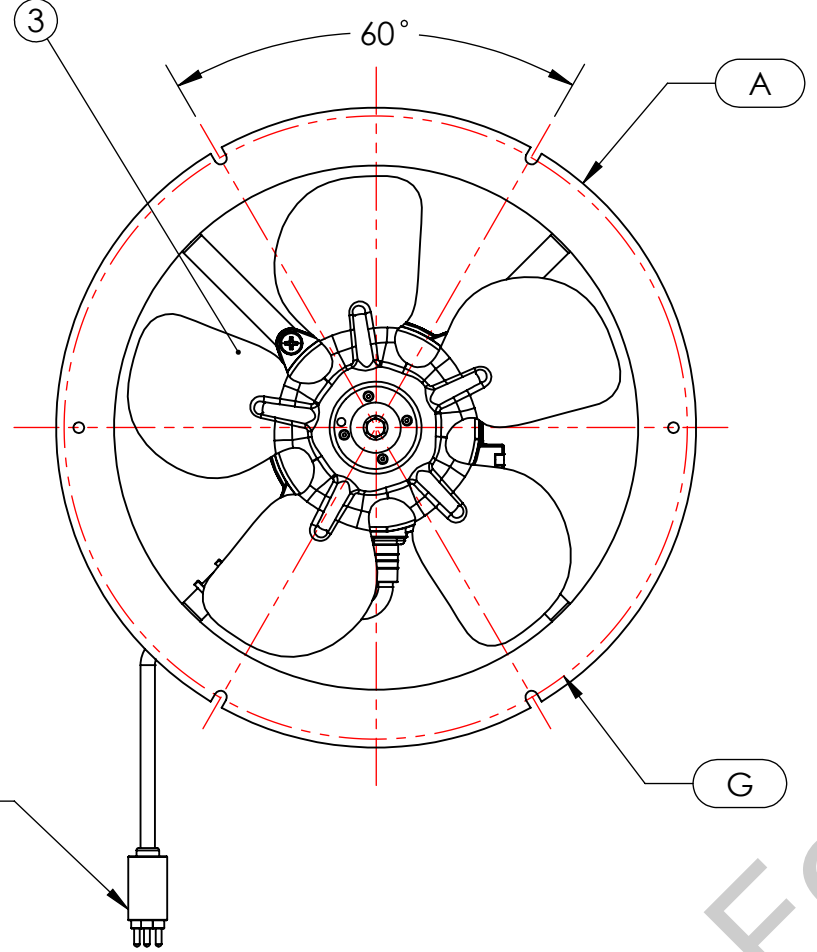
C

B

B

A

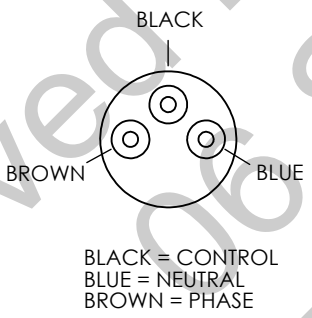
A



EC Fans & Drives
 ECD0285-A05
 839.126.011
 120VAC 50/60Hz
 DD/MM/YYYY

3-Pin Male Plug
 BTHK105-0123

SPEED	WIRING DIAGRAM	DOR	RPM
1		CCW	500rpm
2		CCW	500rpm
3		CCW	1550rpm



REFERENCE	NOMINAL	TOLERANCE
A	254	+/- 2mm
B	210	+/- 2mm
C	100	+/- 2mm
D	92	+/- 2mm
E	70	+/- 1mm
F	25	+/- 2mm
G	4X Ø5.00 @ PCD 247	+/- 1mm
H	2X Ø4.30 @ PCD 236	+/- 1mm
J	495	+/- 25mm
Performance	500/500/1550rpm	+/- 5%

ITEM	DESCRIPTION
1	ECplus Motor - ECP103609AT-A03
2	200mm Steel Fan Ring SWR200-S-H70-001
3	200mm x 38° Galvanised Steel Impellor FAN200-38-S-GS-API

REVISIONS			
DATE	REV	DESCRIPTION	BY
4/12/2017	A03	PRELIMINARY RELEASE	J.S.
4/17/2017	A04	CABLE & TIES MOVED TO BOTTOM RIGHT SUPPORT (REAR VIEW)	J.S.
5/15/2017	A05	SPEED 2 CHANGED TO 500 RPM, CUSTOMER PART NO. UPDATED	J.S.

UNLESS OTHERWISE SPECIFIED
 DIMENSIONS IN MILLIMETERS
 TOLERANCES ARE:
 LINEAR ± 0.15
 ANGULAR ± 0.5°

ANGLE OF PROJECTION

MATERIAL

FINISH

NAME DATE
 J. SILVA 5/15/2017

DRAWN
 CHECKED
 ENG APPR.
 MFG APPR.
 Q.A.

PROPRIETARY INFORMATION
 THESE DRAWINGS & SPECIFICATIONS
 ARE PROPERTY OF EC FANS & DRIVES
 AND SHOULD NOT BE COPIED,
 REPRODUCED, OR USED AS THE BASIS
 FOR SALE OR MANUFACTURE OF
 APPARATUS OR DEVICES WITHOUT
 WRITTEN PERMISSION.

TITLE
 ECP103609AT-A02
 200mm Fan Assembly

SIZE B DRAWING NO.
 ECD0285-A05

SCALE: 1:3 DO NOT SCALE DRAWING SHEET 1 OF 1

4

3

2

1