

Press the arcade button to trigger an effect.
 Shift + Press the arcade button to latch an effect on or off.

The four FX knobs control the parameters for the last engaged or targeted effect and can also control all effects dry/wet mix in mix mode using Shift + Comp (>2 Secs).

Keep held Shift + Color + Press arcade button (>2 Sec) to select / deselect target CV inputs 'locked' to the selected performance effect parameters.

Audio inputs.

Eurorack & Line Compatible.
 Left & Right Mono inputs. If only left input is connected this is also normalised to the right.

Audio outputs.

Eurorack & Line Compatible.
 Left & Right Mono outputs.

Delay performance effect arcade button.

FX1 - Wet / Dry, FX2 - Delay Time, FX3 - Feedback, FX4 - Filter Cutoff (control <50% Low Pass, >50% High Pass).
 Shift + FX1 - Envelope Attack, Shift + FX2 - Envelope Release

Glitch performance effect arcade button.

FX1 - Wet / Dry, FX2 - Size (time div), FX3 - Pitch (+/- 2 octaves), FX4 - Forward / Reverse.
 Shift + FX1 - Envelope Attack, Shift + FX2 - Envelope Release

Color mode. Tap for color on/off.

Shift + Color to cycle through the color presets.
 Adjust Dry / Wet Mix - Color + FX1

- | | |
|-----------------------|------------------------|
| ● Purple - Classic | ● Pink - Wax2 |
| ● Teal - Lo-Fi | ● Green - HP Fixed |
| ● Orange - Saturation | ● Red - LP Fixed |
| ● Blue - Wax1 | ○ White - White Noise. |

Shift.

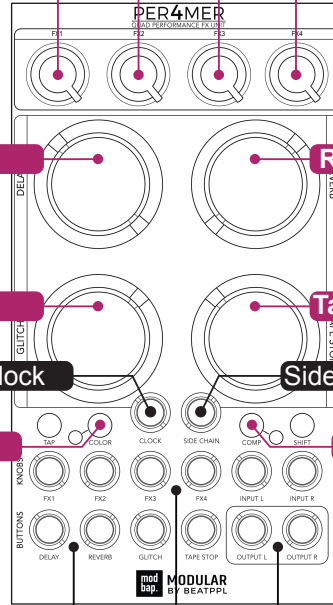
Access to secondary functions.
 Used in conjunction with other controls.

Tap Tempo.

Tap several times to set the internal BPM.



FX1 FX2 FX3 FX4



Delay

Reverb

Glitch

Tape Stop

Clock

Sidechain

Color

Comp

Gates

CV

Audio

CV inputs.

Control Voltage inputs each of which controls FX1 - FX4 and therefore external control of effect parameters.

Gate inputs.

Trigger inputs each of which controls each of the performance effects with external control.

Reverb performance effect arcade button.

FX1 - Wet / Dry, FX2 - Reverb Time, FX3 - Decay, FX4 - Pre-delay.
 Shift + FX1 - Envelope Attack, Shift + FX2 - Release

Tape Stop performance effect arcade button.

FX1 - Wet / Dry, FX2 - Time (speed/pitch), FX3 - Slope / Curve, FX4 - LP Filter.
 Shift + FX1 - Envelope Attack, Shift + FX2 - Release

Compressor. Tap for on/off.

Shift + Comp to cycle sidechain input.
 Adjust Make Up Gain - Shift + Comp + FX1

- | |
|---|
| ○ White - Audio Input as sidechain source. |
| ● Teal - Sidechain Input as source. |
| ● Purple - Clock Input as sidechain source. |

Clock Input.

External clock input connection. This overrides the internal tempo setting.

Sidechain Input.

CV input option available for a sidechain source.



Save / Reload.

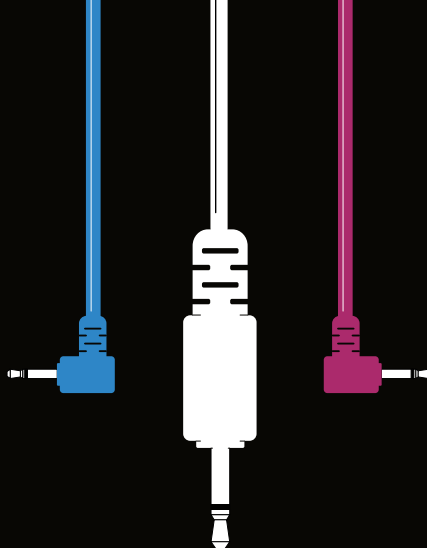
To save current configuration, Press Shift + Tap. To reload the previously saved configuration, Hold Shift + Tap for 2 secs.

About Us

MODBAP MODULAR BY BEATPPL


Modbap Modular is a line of eurorack modular synthesizers and electronic music instruments by Beatppl. Founded by Corry Banks (Bboytech), Modbap Modular was born of the Modbap Movement with a simple mission to dev tools for beat driven hiphop leaning modular artists. It is our goal to develop eurorack modules from the beatmaker's perspective while adding value for music makers of all genres.

It's almost impossible to explain Modbap Modular without answering the questions; "So, what is ModBap?" MODBAP is the fusion of modular synthesis and boom-bap (or any form of hiphop) music production. The term was created by BBoyTech as a denotation of his experiments with modular synthesis and boom-bap music production. From that point forward, a movement was born where like minded creatives built a community around idea of Modbap. Modbap Modular is in effect, the result of that movement in a space where we'd previously not existed.



PER4MER

QUAD PERFORMANCE FX UNIT



Per4mer Firmware Version 1.1

BUILT FOR EURORACK
DOPE ENOUGH FOR BOOMBAP !

[DOWNLOAD THE COMPLETE MANUAL HERE](#)



www.modbap.com