



MODEL: **SPJ-MWL2**
 MATERIAL: **Solid Brass**
 FINISH SHOWN: **Satin Brass**
 ELECTRICAL: **12V**
 ENGINE: **2W Pinner Cylinder**
 LUMENS: **150**
 COLOR TEMP: **2700K**
 MOUNTING: **In Ground**
 LED: **Nichia**

FINISHES

- Matte Bronze (MBR)
- Verde (V)
- Moss (M)
- Black (B)
- Rusty (R)
- Satin Brass (SB)
- Aged Brass (AG)
- Raw Copper (RC)
- Natural Copper (NC)

PVD PREMIUM

- PVD Polished (PVDP)
- PVD Satin (PVDS)
- PVD Graphite (PVDG)
- PVD Bronze (PVDBZ)
- PVD Black (PVDBL)

WATTAGE	LUMENS
<input type="checkbox"/> 1W	125
<input type="checkbox"/> 2W	175

Custom lumen packages are available upon request

COLOR TEMPERATURE

- 2200K
- 2700K
- 3000K
- 4000K
- 5000K
- 6500K
- AMBER
- RGBW

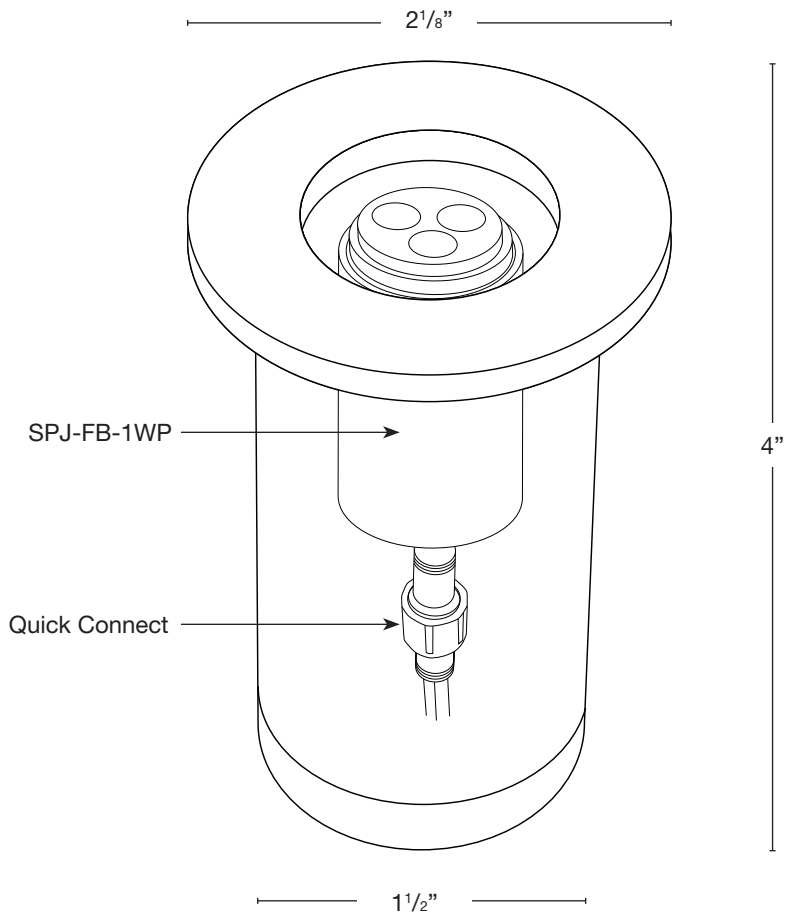
Custom options are available

ELECTRICAL

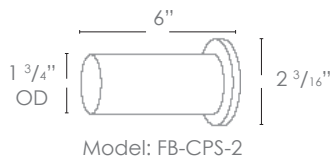
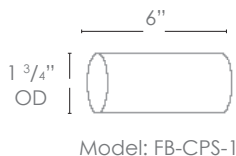
- 12V
- 120V

OPTICS

- SPOT 19d
- FLOOD 38d
- WIDE FLOOD 54d
- WIDE ANGLE FLOOD 120d



Concrete Pour Sleeve



Wet Listed



Ordering Example

Customer Approval

Date

SPJ-MWL2-SB-2W-27K-12V