

LV-SRT4 4-ZONE STREAMING MEDIA SERVER

USER GUIDE

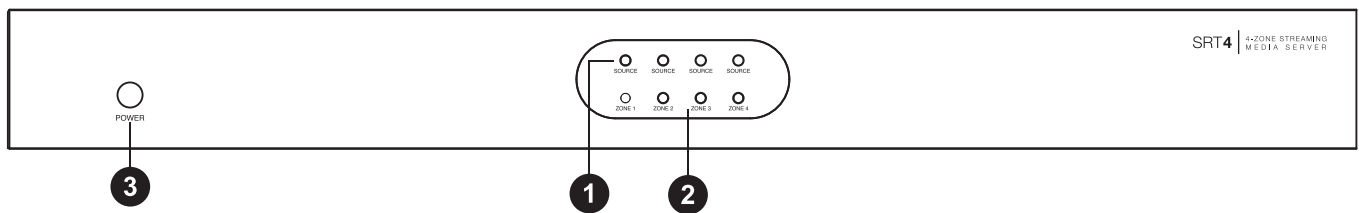
LV-SRT4 USER GUIDE

Thank you for purchasing the Landscape Vibrations LV-SRT4 4-Zone Wi-Fi Smart Streamer. This multi-zone pre-amp is ideal for commercial and residential applications and allows you to control all of your zones individually or all zones together in multi-room audio mode.

Package Contents:

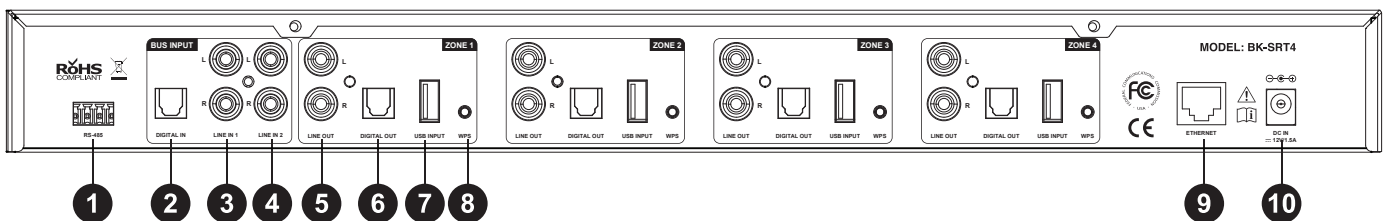
- LV-SRT4 4-Zone Wi-Fi Smart Streamer
- 12VDC 1.5A Power Supply
- 2 x Removable Rack Ears
- Manual

LV-SRT4 FEATURES



Front Panel:

1. Zone Audio Source Indicators
 - Blue/Wi-Fi
 - Red/Line-In
 - Purple/USB
2. Zone Power Indicators
3. Power Switch



Rear panel:

1. RS-485: RS-485 Connect
2. Digital In (Bus Input): Digital optical input
3. Line In 1 (Bus Input): RCA stereo input
4. Line In 2 (Bus Input): RCA stereo input
5. Line Out (Zone 1-4): RCA stereo output
6. Digital Out (Zone 1-4): Digital optical output
7. USB Input (Zone 1-4): Read U disk function, does not support USB charging
8. WPS button (Zone 1-4): Press to connect to WPS enabled network
9. Ethernet: LAN input
10. DC In: 12V/1.5A

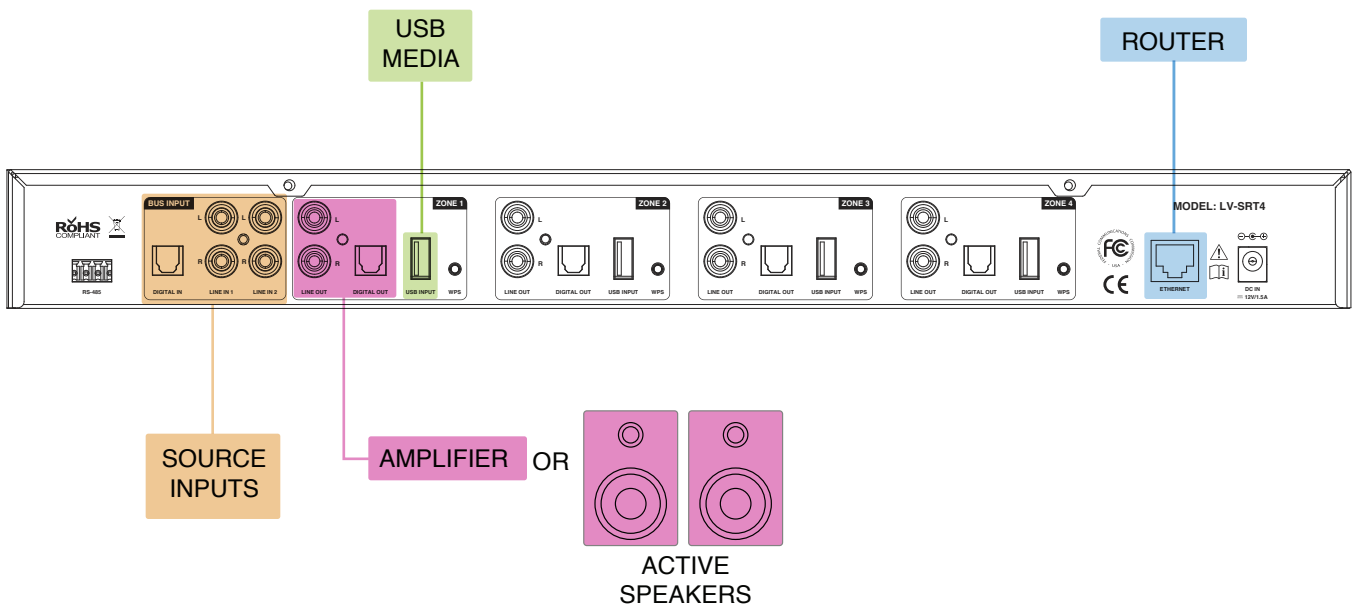
Getting Started

Remove the LV-SRT4 from the box and inspect the device to make sure it is free of any damage and that all package contents are accounted for. Place the LV-SRT4 in your desired location and plug the included power supply into the LV-SRT4 and an available outlet.

LAN connectivity:

1. Connect the SRT4 to your router using the RJ45 Ethernet port on the rear panel.
2. LAN connection will automatically setup all zones.

See below for a basic system diagram & connection options.



LV-SRT4 USER GUIDE

WARRANTY

All LV-SRT4 have (2) year Limited Warranty against defects in materials and workmanship. Proof of purchase must accompany all claims. During the warranty period Landscape Vibrations will replace any defective part and correct any defect in workmanship without charge for either parts or labor.

Landscape Vibrations may replace returned electronics with a product of equal value and performance. In such cases, some modifications to the mounting may be necessary and are not Landscape Vibrations's responsibility.

Damage to or destruction of components due to application of excessive power voids the warranty on those parts. In these cases, repairs will be made on the basis of the retail value of the parts and labor. To return for repairs, you must email customer service at tara@landscapevibrations.com for a Returned Merchandise Authorization (RMA) number then the unit must be shipped to Landscape Vibrations at the owner's expense, along with a note explaining the nature of service required. Be sure to pack the product(s) in a corrugated container with at least 3 inches of resilient material to protect the unit from damage in transit.

This Warranty Does Not Cover: Damage caused by abuse, accident, misuse, negligence, or improper operation (installation). Any products that have been altered or modified. Any product whose identifying number of decal, serial #, etc. has been altered, defaced or removed. Normal wear and maintenance.