



8165 E Kaiser Blvd. Anaheim, CA 92808  
 p. 714.282.2270  
 f. 714.676.5558

Report No: L051503301

Date: 5/21/2015



NVLAP LAB CODE 200927-0

**Report No:** L051503301

**Report Prepared For:** SPJ Lighting  
 2107 Chino Ave. South El Monte, CA. 91733

**Model Number:** SPJ-BCH-1

**Test:** Electrical and Photometric tests

**Standards Used:** Appropriate part or all test guidelines were used for test performed:  
*IESNA LM79: 2008* Approved Methods for Electrical and Photometric Measurements of Solid-State Lighting Products  
*ANSI NEMA ANSLG C78.377: 2008* Specification of the Chromaticity of Solid State Lighting Products  
*ANSI C82.77:2002:* Harmonic Emission Limits-Related Quality Requirements for Lighting Equipment

**Description of Sample:** Client submitted the sample. Catalog number is SPJ-BCH-1. Received in working and undamaged condition. No modifications were necessary.

**Testing Condition:** Fixture is tested with no special conditions.

**Sample Arrival Date:** 5/18/15

**Date of Tests:** 5/18/15 - 5/21/15

**Seasoning of Sample:** No seasoning was performed in accordance with IESNA LM-79.

**Equipment List**

Equipment Used	Model No	Stock No	Calibration Due Date
Chroma Programmable AC Source	61604	PS-AC02	--
Yokogawa Digital Power Meter	WT210	MT-EL06-S1	11/10/15
Xitron Power Analysis System	2503AH	MT-EL01	10/20/15
BK Precision DC Power Supply	1747	PSDC-04	01/08/16
Fluke Digital Thermometer	52k/J	MT-TP02-GC	01/05/16
LLI Type C Goniophotometer System	RMG-C-MKII	CD-LL04-GC	--
LLI 2M Sphere	2MR97	CD-SN03-S2	--
LLI Spectroradiometer	SPR-3000	MT-SC01-S2	Before Use

\*All Results in accordance to IESNA LM-79-2008: Approved Method for the Electrical and Photometric Testing of Solid-State Lighting.

**Test Summary**

<b>Manufacturer:</b>	SPJ Lighting
<b>Model Number:</b>	SPJ-BCH-1
<b>Driver Model Number:</b>	BRILLIA PS3-350C-DIM
<b>Total Lumens:</b>	81.40
<b>Input Voltage (VAC/60Hz):</b>	120.00
<b>Input Current (Amp):</b>	0.06
<b>Input Power (W):</b>	5.08
<b>Input Power Factor:</b>	0.76
<b>Current ATHD @ 120V(%):</b>	41%
<b>Current ATHD @ 277V(%):</b>	N/A
<b>Efficacy:</b>	16
<b>Ambient Temperature (°C):</b>	25.0
<b>Stabilization Time (Hours):</b>	1:40
<b>Total Operating Time (Hours):</b>	2:55
<b>Off State Power(W):</b>	0.00




FIG.1 LUMINAIRE

\*All Results in accordance to IESNA LM-79-2008: Approved Method for the Electrical and Photometric Testing of Solid-State Lighting.

## Test Methods

### Photometric Measurements - Goniophotometer

A Custom Light Laboratory Type C Rotating Mirror Goniophotometer was used to measure candelas(intensity) at each angle of distribution as defined by IESNA for the appropriate fixture type.

Ambient temperature is set to 25°C and is measured from the center of the fixture, within 1ft from the outside of the fixture. Temperature is maintained at 25°C throughout the testing process and the sample is stabilized for at least 30mins and longer as necessary for the sample to achieve stabilization.

Electrical measurements are measured using the listed equipment.

### Spectral Measurements - Integrating Sphere

A Sensing Spectroradiometer SPR-3000, in conjunction with Light Laboratory 2 meter integrating sphere was used to measure chromaticity coordinates, correlated color temperature(CCT) and the color rendering index(CRI) for each sample.

Ambient temperature is set to 25°C and is measured from the center of the fixture, within 1ft from the outside of the fixture. Temperature is maintained at 25°C throughout the testing process and the sample is stabilized for at least 30mins and longer as necessary for the sample to achieve stabilization.

Electrical measurements are measured using the listed equipment.

### Disclaimers:

This report must not be used by the customer to claim product certification, approval or endorsement by NVLAP, NIST or any agency of Federal Government.

Report Prepared by : Keyur Patel

Test Report Released by:



Jeff Ahn  
Engineering Manager

Test Report Reviewed by:



Steve Kang  
Quality Assurance

*\*Attached are photometric data reports. Total number of pages: 15*



8165 E. Kaiser Blvd. Anaheim, CA 92808  
 p. 714.282.2270  
 f. 714.676.5558

# Photometric Test Report

**IES ROAD REPORT**  
**PHOTOMETRIC FILENAME : L051503301.IES**

## DESCRIPTIVE INFORMATION (From Photometric File)

IESNA:LM-63-2002  
 [TEST] L051503301  
 [TESTLAB] LIGHT LABORATORY, INC.  
 [ISSUEDATE] 5/21/2015  
 [MANUFAC] CALIFORNIA ACCENT LIGHTING  
 [LUMCAT] SPJ-BCH-1  
 [LUMINAIRE] 2-1/2"L. X 6-1/4"W. X 3-3/4"H. RECESSED STEP LIGHT  
 [BALLASTCAT] BRILLIA PS3-350C-DIM  
 [BALLAST] INPUT: 120VAC, 0.1A, 60Hz OUTPUT: 9-11VDC, 350mA  
 [LAMPPOSITION] 0,0  
 [LAMPCAT] N/A  
 [OTHER] INDICATING THE CANDELA VALUES ARE ABSOLUTE AND  
 [MORE] SHOULD NOT BE FACTORED FOR DIFFERENT LAMP RATINGS.  
 [\_INPUT] 120VAC, 5.08W  
 [\_TEST PROCEDURE] IESNA:LM-79-08

## CHARACTERISTICS

IES Classification	Type II
Longitudinal Classification	Very Short
Lumens Per Lamp	N.A. (absolute)
Total Lamp Lumens	N.A. (absolute)
Luminaire Lumens	81
Downward Total Efficiency	N.A. (absolute)
Total Luminaire Efficiency	N.A. (absolute)
Luminaire Efficacy Rating (LER)	16
Total Luminaire Watts	5.08
Ballast Factor	1.00
Upward Waste Light Ratio	0.24
Maximum Candela	63.41
Maximum Candela Angle	0H 25V
Maximum Candela (<90 Degrees Vertical)	63.41
Maximum Candela Angle (<90 Degrees Vertical)	0H 25V
Maximum Candela At 90 Degrees Vertical	14.4 (17.8% Luminaire Lumens)
Maximum Candela from 80 to <90 Degrees Vertical	14.57 (18.0% Luminaire Lumens)
Cutoff Classification (deprecated)	N.A. (absolute)

**IES ROAD REPORT**  
**PHOTOMETRIC FILENAME : L051503301.IES**

**LUMINAIRE CLASSIFICATION SYSTEM (LCS)**

**ZONAL LUMEN SUMMARY**

	Lumens	% Lamp	% Luminaire	Zone	%
FL - Front-Low (0-30)	8.1	N.A.	10.0		
FM - Front-Medium (30-60)	34.5	N.A.	42.4	0-20	1.3
FH - Front-High (60-80)	13.7	N.A.	16.9	0-30	10
FVH - Front-Very High (80-90)	5.2	N.A.	6.4	0-40	24.3
BL - Back-Low (0-30)	0.0	N.A.	0.0	0-60	52.3
BM - Back-Medium (30-60)	0.0	N.A.	0.0	0-80	69.2
BH - Back-High (60-80)	0.0	N.A.	0.0	0-90	75.6
BVH - Back-Very High (80-90)	0.0	N.A.	0.0	10-90	75.6
UL - Uplight-Low (90-100)	4.8	N.A.	5.9	20-40	23
UH - Uplight-High (100-180)	15.0	N.A.	18.5	20-50	38.3
				40-70	37.5
Total	81.3	N.A.	100.0	60-80	16.9
				70-80	7.4
BUG Rating	B0-U2-G0			80-90	6.4
				90-110	11.1
				90-120	15.5
				90-130	19
				90-150	23.2
				90-180	24.4
				110-180	13.3
				0-180	100

**IES ROAD REPORT**  
**PHOTOMETRIC FILENAME : L051503301.IES**

**CANDELA TABULATION**

Vert. Angles	Horizontal Angles									
	<u>0</u>	<u>5</u>	<u>10</u>	<u>15</u>	<u>20</u>	<u>25</u>	<u>30</u>	<u>35</u>	<u>40</u>	<u>45</u>
<b>0.0</b>	0.00	0.00	0.00	0.00	0.00	0.00	0.00	0.00	0.00	0.00
<b>2.5</b>	0.26	0.26	0.26	0.25	0.25	0.24	0.23	0.22	0.21	0.19
<b>5.0</b>	0.51	0.52	0.53	0.52	0.51	0.50	0.48	0.46	0.44	0.41
<b>7.5</b>	1.63	1.63	1.61	1.56	1.49	1.39	1.26	1.11	0.94	0.74
<b>10.0</b>	2.74	2.77	2.73	2.68	2.58	2.45	2.29	2.08	1.84	1.57
<b>12.5</b>	4.97	4.97	4.80	4.60	4.33	4.00	3.60	3.10	2.71	2.38
<b>15.0</b>	10.28	10.33	9.87	9.28	8.45	7.42	6.12	4.93	4.24	3.44
<b>17.5</b>	25.88	26.04	24.47	22.45	19.72	16.09	11.50	9.31	7.25	5.14
<b>20.0</b>	50.73	50.82	47.79	44.07	39.08	32.85	26.24	20.19	12.92	9.25
<b>22.5</b>	61.35	61.25	59.67	57.76	55.31	52.47	45.67	36.36	26.98	17.51
<b>25.0</b>	63.41	63.21	62.84	62.11	61.23	60.17	56.40	52.60	42.55	31.09
<b>27.5</b>	63.24	63.03	62.84	62.46	62.16	61.31	59.96	57.76	53.19	44.21
<b>30.0</b>	62.04	61.90	61.78	61.54	61.23	60.69	59.93	58.53	56.62	51.26
<b>32.5</b>	60.67	60.63	60.50	60.23	59.81	59.41	58.78	57.92	56.09	53.19
<b>35.0</b>	58.44	58.35	58.28	58.29	58.29	57.75	57.14	56.32	55.00	52.47
<b>37.5</b>	55.36	55.24	55.27	55.41	55.64	55.52	55.22	54.60	53.33	51.23
<b>40.0</b>	51.59	51.64	51.75	52.02	52.31	52.51	52.47	52.16	51.44	49.48
<b>42.5</b>	47.47	47.64	47.86	48.31	48.73	49.05	49.36	49.23	48.91	47.30
<b>45.0</b>	43.19	43.31	43.66	44.21	44.70	45.38	45.84	46.08	45.87	44.97
<b>47.5</b>	38.56	38.68	39.09	39.77	40.48	41.33	42.03	42.57	42.68	41.91
<b>50.0</b>	33.93	34.12	34.57	35.26	36.17	37.14	38.08	38.80	39.21	38.88
<b>52.5</b>	29.65	29.79	30.29	31.01	31.99	33.10	34.18	35.08	35.67	35.73
<b>55.0</b>	25.88	25.99	26.50	27.12	28.09	29.18	30.37	31.45	32.27	32.55
<b>57.5</b>	23.14	23.16	23.47	23.87	24.51	25.63	26.82	27.99	28.98	29.43
<b>60.0</b>	20.39	20.50	20.93	21.47	21.93	22.74	23.74	24.80	25.82	26.47
<b>62.5</b>	18.77	18.78	18.90	19.31	19.81	20.40	21.15	22.06	22.91	23.54
<b>65.0</b>	17.14	17.23	17.50	17.68	18.06	18.45	19.04	19.69	20.41	20.94
<b>67.5</b>	16.28	16.30	16.32	16.56	16.62	17.01	17.29	17.78	18.33	18.71
<b>70.0</b>	15.42	15.54	15.69	15.62	15.76	15.87	15.96	16.20	16.52	16.81
<b>72.5</b>	15.00	15.05	15.04	15.08	15.06	14.98	15.03	15.01	15.11	15.15
<b>75.0</b>	14.57	14.68	14.74	14.64	14.52	14.42	14.30	14.08	13.98	13.86
<b>77.5</b>	14.57	14.55	14.53	14.41	14.25	14.04	13.74	13.40	13.08	12.78
<b>80.0</b>	14.57	14.55	14.47	14.33	14.12	13.80	13.38	12.94	12.45	11.93
<b>82.5</b>	14.48	14.40	14.40	14.23	13.96	13.63	13.20	12.64	12.07	11.34
<b>85.0</b>	14.40	14.30	14.25	14.09	13.84	13.48	12.99	12.41	11.73	10.92
<b>87.5</b>	14.40	14.38	14.21	14.05	13.79	13.44	12.94	12.25	11.46	10.66
<b>90.0</b>	14.40	14.40	14.31	14.14	13.88	13.45	12.94	12.25	11.40	10.54
<b>92.5</b>	14.23	14.41	14.37	14.13	13.83	13.38	12.85	12.10	11.26	10.30
<b>95.0</b>	14.05	14.04	13.97	13.74	13.42	12.93	12.37	11.70	10.85	9.94
<b>97.5</b>	13.63	13.45	13.48	13.24	12.88	12.47	11.82	11.28	10.51	9.60
<b>100.0</b>	13.20	13.16	13.11	12.92	12.61	12.24	11.73	11.08	10.37	9.49
<b>102.5</b>	13.03	13.08	12.91	12.87	12.46	12.04	11.49	10.88	9.98	9.18
<b>105.0</b>	12.85	12.85	12.51	12.49	12.07	11.58	11.06	10.34	9.72	8.92
<b>107.5</b>	12.43	12.32	11.98	12.00	11.64	11.16	10.80	10.23	9.61	8.90
<b>110.0</b>	12.00	11.92	11.88	11.68	11.49	11.11	10.74	10.12	9.38	8.55
<b>112.5</b>	11.83	11.85	11.83	11.51	11.47	10.85	10.39	9.76	9.00	8.33
<b>115.0</b>	11.65	11.65	11.40	11.12	10.96	10.39	9.90	9.46	8.89	8.37
<b>117.5</b>	11.14	11.09	10.83	10.72	10.58	10.07	9.81	9.40	8.86	8.06
<b>120.0</b>	10.63	10.63	10.63	10.56	10.40	10.05	9.77	9.20	8.47	7.63
<b>122.5</b>	10.63	10.63	10.63	10.50	10.31	9.94	9.40	8.76	8.10	7.58
<b>125.0</b>	10.63	10.53	10.36	10.15	9.80	9.33	8.81	8.50	8.09	7.52
<b>127.5</b>	9.94	9.83	9.76	9.50	9.38	9.10	8.82	8.54	7.97	7.08
<b>130.0</b>	9.43	9.44	9.45	9.40	9.28	9.05	8.74	8.19	7.40	6.67

**IES ROAD REPORT**  
**PHOTOMETRIC FILENAME : L051503301.IES**

**CANDELA TABULATION - (Cont.)**

132.5	9.60	9.57	9.47	9.41	9.14	8.80	8.27	7.53	6.97	6.52
135.0	9.43	9.34	9.16	8.89	8.56	8.04	7.59	7.24	6.84	6.26
137.5	8.40	8.43	8.39	8.17	7.90	7.65	7.37	7.00	6.37	5.65
140.0	7.88	7.87	7.83	7.79	7.65	7.44	7.03	6.49	5.75	5.25
142.5	7.71	7.68	7.59	7.47	7.32	6.84	6.39	5.74	5.43	5.04
145.0	7.20	7.14	6.97	6.69	6.34	6.13	5.73	5.51	5.14	4.61
147.5	6.17	6.15	6.09	6.00	5.88	5.71	5.51	5.11	4.66	4.09
150.0	5.83	5.81	5.76	5.67	5.56	5.31	4.93	4.56	4.12	3.90
152.5	5.31	5.36	5.30	5.11	4.87	4.61	4.37	4.08	3.91	3.57
155.0	4.46	4.44	4.40	4.37	4.29	4.12	3.97	3.81	3.48	3.07
157.5	4.11	4.11	4.06	4.00	3.92	3.81	3.59	3.30	3.02	2.84
160.0	3.77	3.77	3.67	3.55	3.40	3.22	3.05	2.92	2.77	2.50
162.5	2.91	2.94	2.94	2.93	2.90	2.84	2.76	2.54	2.30	2.08
165.0	2.74	2.74	2.68	2.60	2.49	2.35	2.18	2.04	1.98	1.93
167.5	2.06	2.06	2.04	2.03	2.00	1.98	1.94	1.90	1.80	1.68
170.0	1.89	1.89	1.85	1.82	1.77	1.71	1.63	1.55	1.45	1.35
172.5	1.37	1.37	1.36	1.34	1.30	1.26	1.21	1.15	1.08	1.00
175.0	0.86	0.87	0.87	0.85	0.83	0.81	0.78	0.74	0.70	0.65
177.5	0.43	0.43	0.43	0.42	0.41	0.40	0.38	0.36	0.34	0.31
180.0	0.00	0.00	0.00	0.00	0.00	0.00	0.00	0.00	0.00	0.00

**Vert. Angles**      **Horizontal Angles**

	<u>50</u>	<u>55</u>	<u>60</u>	<u>65</u>	<u>70</u>	<u>75</u>	<u>80</u>	<u>85</u>	<u>90</u>	<u>95</u>
0.0	0.00	0.00	0.00	0.00	0.00	0.00	0.00	0.00	0.00	0.00
2.5	0.18	0.16	0.14	0.12	0.10	0.07	0.05	0.00	0.00	0.00
5.0	0.37	0.34	0.29	0.25	0.20	0.16	0.10	0.00	0.00	0.00
7.5	0.59	0.53	0.47	0.40	0.33	0.25	0.17	0.00	0.00	0.00
10.0	1.29	0.98	0.66	0.56	0.46	0.35	0.24	0.00	0.00	0.00
12.5	2.02	1.64	1.23	0.80	0.58	0.44	0.30	0.00	0.00	0.00
15.0	2.75	2.29	1.80	1.27	0.72	0.53	0.35	0.00	0.00	0.00
17.5	4.09	2.99	2.38	1.76	1.11	0.61	0.41	0.00	0.00	0.00
20.0	6.05	4.38	2.97	2.26	1.50	0.72	0.47	0.00	0.00	0.00
22.5	10.51	6.26	4.21	2.77	1.93	1.05	0.55	0.00	0.00	0.00
25.0	19.13	10.55	5.66	3.52	2.38	1.39	0.65	0.00	0.00	0.00
27.5	31.14	16.75	8.95	4.78	2.83	1.72	0.71	0.00	0.00	0.00
30.0	40.82	26.97	13.22	6.14	3.30	2.05	0.77	0.00	0.00	0.00
32.5	47.27	35.40	19.88	9.13	4.27	2.41	1.00	0.00	0.00	0.00
35.0	47.83	40.08	27.35	13.09	5.48	2.77	1.24	0.00	0.00	0.00
37.5	47.43	41.76	32.52	17.60	6.82	3.15	1.47	0.00	0.00	0.00
40.0	45.96	41.11	33.98	21.60	8.77	3.56	1.70	0.00	0.00	0.00
42.5	44.18	39.93	34.26	24.63	11.76	4.04	1.95	0.00	0.00	0.00
45.0	42.21	38.15	33.22	26.00	14.21	5.04	2.20	0.00	0.00	0.00
47.5	39.84	36.47	31.82	25.56	16.02	6.05	2.43	0.00	0.00	0.00
50.0	37.28	34.40	30.37	24.66	16.68	7.01	2.66	0.00	0.00	0.00
52.5	34.43	32.09	28.61	23.55	16.51	7.63	2.82	0.00	0.00	0.00
55.0	31.71	29.58	26.69	22.26	15.92	7.90	2.96	0.00	0.00	0.00
57.5	28.90	27.23	24.74	20.67	15.15	7.89	2.99	0.00	0.00	0.00
60.0	26.17	24.90	22.66	19.22	14.35	7.71	2.97	0.00	0.00	0.00
62.5	23.57	22.59	20.69	17.65	13.41	7.49	2.98	0.00	0.00	0.00
65.0	21.10	20.32	18.83	16.28	12.37	7.22	2.97	0.00	0.00	0.00
67.5	18.86	18.28	17.03	14.77	11.34	6.93	3.01	0.00	0.00	0.00
70.0	16.84	16.37	15.34	13.39	10.36	6.55	3.05	0.00	0.00	0.00
72.5	15.10	14.69	13.71	12.03	9.41	6.12	3.01	0.00	0.00	0.00
75.0	13.54	13.15	12.28	10.79	8.46	5.66	2.95	0.00	0.00	0.00
77.5	12.31	11.74	10.88	9.63	7.63	5.19	2.87	0.00	0.00	0.00

**IES ROAD REPORT**  
**PHOTOMETRIC FILENAME : L051503301.IES**

**CANDELA TABULATION - (Cont.)**

<b>80.0</b>	11.36	10.65	9.71	8.54	6.85	4.70	2.78	0.00	0.00	0.00
<b>82.5</b>	10.60	9.70	8.74	7.63	6.12	4.29	2.66	0.00	0.00	0.00
<b>85.0</b>	10.08	9.04	7.98	6.82	5.41	3.89	2.49	0.00	0.00	0.00
<b>87.5</b>	9.71	8.63	7.47	6.30	4.91	3.61	2.40	0.00	0.00	0.00
<b>90.0</b>	9.43	8.31	7.03	5.83	4.46	3.34	2.31	0.00	0.00	0.00
<b>92.5</b>	9.20	8.05	6.83	5.64	4.37	3.25	2.23	0.00	0.00	0.00
<b>95.0</b>	8.96	7.81	6.63	5.45	4.28	3.17	2.14	0.00	0.00	0.00
<b>97.5</b>	8.75	7.66	6.49	5.37	4.19	3.05	2.05	0.00	0.00	0.00
<b>100.0</b>	8.42	7.47	6.37	5.26	4.13	2.95	1.93	0.00	0.00	0.00
<b>102.5</b>	8.19	7.26	6.25	5.13	4.08	2.92	1.91	0.00	0.00	0.00
<b>105.0</b>	8.14	7.09	6.12	5.02	3.99	2.89	1.89	0.00	0.00	0.00
<b>107.5</b>	7.88	6.96	6.00	4.90	3.90	2.84	1.82	0.00	0.00	0.00
<b>110.0</b>	7.61	6.93	5.85	4.82	3.80	2.77	1.75	0.00	0.00	0.00
<b>112.5</b>	7.64	6.73	5.68	4.79	3.71	2.69	1.71	0.00	0.00	0.00
<b>115.0</b>	7.48	6.46	5.63	4.60	3.59	2.61	1.67	0.00	0.00	0.00
<b>117.5</b>	7.14	6.41	5.49	4.38	3.42	2.52	1.61	0.00	0.00	0.00
<b>120.0</b>	7.06	6.35	5.29	4.30	3.32	2.43	1.54	0.00	0.00	0.00
<b>122.5</b>	6.99	5.98	5.16	4.13	3.25	2.39	1.45	0.00	0.00	0.00
<b>125.0</b>	6.59	5.75	4.95	3.96	3.10	2.32	1.38	0.00	0.00	0.00
<b>127.5</b>	6.28	5.59	4.65	3.84	2.93	2.21	0.00	0.00	0.00	0.00
<b>130.0</b>	6.14	5.23	4.45	3.65	2.84	2.12	0.00	0.00	0.00	0.00
<b>132.5</b>	5.81	4.84	4.26	3.43	2.79	2.00	0.00	0.00	0.00	0.00
<b>135.0</b>	5.34	4.66	3.99	3.24	2.60	1.88	0.00	0.00	0.00	0.00
<b>137.5</b>	5.07	4.46	3.68	3.07	2.41	1.75	0.00	0.00	0.00	0.00
<b>140.0</b>	4.81	4.10	3.51	2.90	2.32	1.64	0.00	0.00	0.00	0.00
<b>142.5</b>	4.38	3.80	3.40	2.66	2.25	1.58	0.00	0.00	0.00	0.00
<b>145.0</b>	4.03	3.61	3.11	2.57	2.06	1.51	0.00	0.00	0.00	0.00
<b>147.5</b>	3.80	3.31	2.86	2.42	1.86	1.44	0.00	0.00	0.00	0.00
<b>150.0</b>	3.47	3.03	2.64	2.21	1.69	1.36	0.00	0.00	0.00	0.00
<b>152.5</b>	3.08	2.80	2.40	1.97	1.59	1.28	0.00	0.00	0.00	0.00
<b>155.0</b>	2.85	2.54	2.18	1.84	1.51	1.21	0.00	0.00	0.00	0.00
<b>157.5</b>	2.57	2.25	2.03	1.75	1.44	1.14	0.00	0.00	0.00	0.00
<b>160.0</b>	2.20	2.04	1.86	1.60	1.32	1.04	0.00	0.00	0.00	0.00
<b>162.5</b>	1.99	1.89	1.65	1.42	1.18	0.92	0.00	0.00	0.00	0.00
<b>165.0</b>	1.81	1.63	1.45	1.25	1.04	0.79	0.00	0.00	0.00	0.00
<b>167.5</b>	1.54	1.39	1.24	1.07	0.87	0.66	0.00	0.00	0.00	0.00
<b>170.0</b>	1.24	1.13	1.01	0.85	0.69	0.53	0.00	0.00	0.00	0.00
<b>172.5</b>	0.92	0.83	0.73	0.62	0.50	0.38	0.00	0.00	0.00	0.00
<b>175.0</b>	0.59	0.53	0.47	0.40	0.32	0.24	0.00	0.00	0.00	0.00
<b>177.5</b>	0.29	0.26	0.22	0.19	0.15	0.12	0.00	0.00	0.00	0.00
<b>180.0</b>	0.00	0.00	0.00	0.00	0.00	0.00	0.00	0.00	0.00	0.00

**Vert. Horizontal Angles**

	<u>100</u>	<u>105</u>	<u>110</u>	<u>115</u>	<u>120</u>	<u>125</u>	<u>130</u>	<u>135</u>	<u>140</u>	<u>145</u>
<b>0.0</b>	0.00	0.00	0.00	0.00	0.00	0.00	0.00	0.00	0.00	0.00
<b>2.5</b>	0.00	0.00	0.00	0.00	0.00	0.00	0.00	0.00	0.00	0.00
<b>5.0</b>	0.00	0.00	0.00	0.00	0.00	0.00	0.00	0.00	0.00	0.00
<b>7.5</b>	0.00	0.00	0.00	0.00	0.00	0.00	0.00	0.00	0.00	0.00
<b>10.0</b>	0.00	0.00	0.00	0.00	0.00	0.00	0.00	0.00	0.00	0.00
<b>12.5</b>	0.00	0.00	0.00	0.00	0.00	0.00	0.00	0.00	0.00	0.00
<b>15.0</b>	0.00	0.00	0.00	0.00	0.00	0.00	0.00	0.00	0.00	0.00
<b>17.5</b>	0.00	0.00	0.00	0.00	0.00	0.00	0.00	0.00	0.00	0.00
<b>20.0</b>	0.00	0.00	0.00	0.00	0.00	0.00	0.00	0.00	0.00	0.00
<b>22.5</b>	0.00	0.00	0.00	0.00	0.00	0.00	0.00	0.00	0.00	0.00
<b>25.0</b>	0.00	0.00	0.00	0.00	0.00	0.00	0.00	0.00	0.00	0.00



**IES ROAD REPORT**  
**PHOTOMETRIC FILENAME : L051503301.IES**

**CANDELA TABULATION - (Cont.)**

27.5	0.00	0.00	0.00	0.00	0.00	0.00	0.00	0.00	0.00	0.00
30.0	0.00	0.00	0.00	0.00	0.00	0.00	0.00	0.00	0.00	0.00
32.5	0.00	0.00	0.00	0.00	0.00	0.00	0.00	0.00	0.00	0.00
35.0	0.00	0.00	0.00	0.00	0.00	0.00	0.00	0.00	0.00	0.00
37.5	0.00	0.00	0.00	0.00	0.00	0.00	0.00	0.00	0.00	0.00
40.0	0.00	0.00	0.00	0.00	0.00	0.00	0.00	0.00	0.00	0.00
42.5	0.00	0.00	0.00	0.00	0.00	0.00	0.00	0.00	0.00	0.00
45.0	0.00	0.00	0.00	0.00	0.00	0.00	0.00	0.00	0.00	0.00
47.5	0.00	0.00	0.00	0.00	0.00	0.00	0.00	0.00	0.00	0.00
50.0	0.00	0.00	0.00	0.00	0.00	0.00	0.00	0.00	0.00	0.00
52.5	0.00	0.00	0.00	0.00	0.00	0.00	0.00	0.00	0.00	0.00
55.0	0.00	0.00	0.00	0.00	0.00	0.00	0.00	0.00	0.00	0.00
57.5	0.00	0.00	0.00	0.00	0.00	0.00	0.00	0.00	0.00	0.00
60.0	0.00	0.00	0.00	0.00	0.00	0.00	0.00	0.00	0.00	0.00
62.5	0.00	0.00	0.00	0.00	0.00	0.00	0.00	0.00	0.00	0.00
65.0	0.00	0.00	0.00	0.00	0.00	0.00	0.00	0.00	0.00	0.00
67.5	0.00	0.00	0.00	0.00	0.00	0.00	0.00	0.00	0.00	0.00
70.0	0.00	0.00	0.00	0.00	0.00	0.00	0.00	0.00	0.00	0.00
72.5	0.00	0.00	0.00	0.00	0.00	0.00	0.00	0.00	0.00	0.00
75.0	0.00	0.00	0.00	0.00	0.00	0.00	0.00	0.00	0.00	0.00
77.5	0.00	0.00	0.00	0.00	0.00	0.00	0.00	0.00	0.00	0.00
80.0	0.00	0.00	0.00	0.00	0.00	0.00	0.00	0.00	0.00	0.00
82.5	0.00	0.00	0.00	0.00	0.00	0.00	0.00	0.00	0.00	0.00
85.0	0.00	0.00	0.00	0.00	0.00	0.00	0.00	0.00	0.00	0.00
87.5	0.00	0.00	0.00	0.00	0.00	0.00	0.00	0.00	0.00	0.00
90.0	0.00	0.00	0.00	0.00	0.00	0.00	0.00	0.00	0.00	0.00
92.5	0.00	0.00	0.00	0.00	0.00	0.00	0.00	0.00	0.00	0.00
95.0	0.00	0.00	0.00	0.00	0.00	0.00	0.00	0.00	0.00	0.00
97.5	0.00	0.00	0.00	0.00	0.00	0.00	0.00	0.00	0.00	0.00
100.0	0.00	0.00	0.00	0.00	0.00	0.00	0.00	0.00	0.00	0.00
102.5	0.00	0.00	0.00	0.00	0.00	0.00	0.00	0.00	0.00	0.00
105.0	0.00	0.00	0.00	0.00	0.00	0.00	0.00	0.00	0.00	0.00
107.5	0.00	0.00	0.00	0.00	0.00	0.00	0.00	0.00	0.00	0.00
110.0	0.00	0.00	0.00	0.00	0.00	0.00	0.00	0.00	0.00	0.00
112.5	0.00	0.00	0.00	0.00	0.00	0.00	0.00	0.00	0.00	0.00
115.0	0.00	0.00	0.00	0.00	0.00	0.00	0.00	0.00	0.00	0.00
117.5	0.00	0.00	0.00	0.00	0.00	0.00	0.00	0.00	0.00	0.00
120.0	0.00	0.00	0.00	0.00	0.00	0.00	0.00	0.00	0.00	0.00
122.5	0.00	0.00	0.00	0.00	0.00	0.00	0.00	0.00	0.00	0.00
125.0	0.00	0.00	0.00	0.00	0.00	0.00	0.00	0.00	0.00	0.00
127.5	0.00	0.00	0.00	0.00	0.00	0.00	0.00	0.00	0.00	0.00
130.0	0.00	0.00	0.00	0.00	0.00	0.00	0.00	0.00	0.00	0.00
132.5	0.00	0.00	0.00	0.00	0.00	0.00	0.00	0.00	0.00	0.00
135.0	0.00	0.00	0.00	0.00	0.00	0.00	0.00	0.00	0.00	0.00
137.5	0.00	0.00	0.00	0.00	0.00	0.00	0.00	0.00	0.00	0.00
140.0	0.00	0.00	0.00	0.00	0.00	0.00	0.00	0.00	0.00	0.00
142.5	0.00	0.00	0.00	0.00	0.00	0.00	0.00	0.00	0.00	0.00
145.0	0.00	0.00	0.00	0.00	0.00	0.00	0.00	0.00	0.00	0.00
147.5	0.00	0.00	0.00	0.00	0.00	0.00	0.00	0.00	0.00	0.00
150.0	0.00	0.00	0.00	0.00	0.00	0.00	0.00	0.00	0.00	0.00
152.5	0.00	0.00	0.00	0.00	0.00	0.00	0.00	0.00	0.00	0.00
155.0	0.00	0.00	0.00	0.00	0.00	0.00	0.00	0.00	0.00	0.00
157.5	0.00	0.00	0.00	0.00	0.00	0.00	0.00	0.00	0.00	0.00
160.0	0.00	0.00	0.00	0.00	0.00	0.00	0.00	0.00	0.00	0.00
162.5	0.00	0.00	0.00	0.00	0.00	0.00	0.00	0.00	0.00	0.00
165.0	0.00	0.00	0.00	0.00	0.00	0.00	0.00	0.00	0.00	0.00

**IES ROAD REPORT**  
**PHOTOMETRIC FILENAME : L051503301.IES**

**CANDELA TABULATION - (Cont.)**

167.5	0.00	0.00	0.00	0.00	0.00	0.00	0.00	0.00	0.00	0.00
170.0	0.00	0.00	0.00	0.00	0.00	0.00	0.00	0.00	0.00	0.00
172.5	0.00	0.00	0.00	0.00	0.00	0.00	0.00	0.00	0.00	0.00
175.0	0.00	0.00	0.00	0.00	0.00	0.00	0.00	0.00	0.00	0.00
177.5	0.00	0.00	0.00	0.00	0.00	0.00	0.00	0.00	0.00	0.00
180.0	0.00	0.00	0.00	0.00	0.00	0.00	0.00	0.00	0.00	0.00

**Vert. Horizontal Angles**  
**Angles**

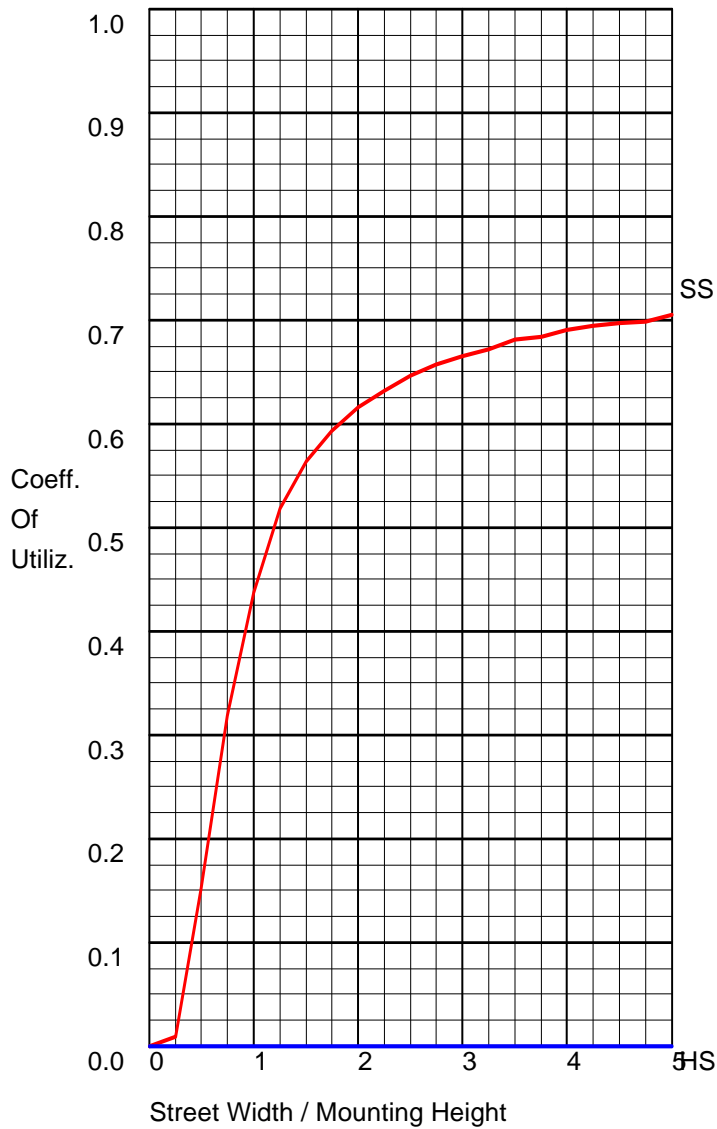
	<u>150</u>	<u>155</u>	<u>160</u>	<u>165</u>	<u>170</u>	<u>175</u>	<u>180</u>
0.0	0.00	0.00	0.00	0.00	0.00	0.00	0.00
2.5	0.00	0.00	0.00	0.00	0.00	0.00	0.00
5.0	0.00	0.00	0.00	0.00	0.00	0.00	0.00
7.5	0.00	0.00	0.00	0.00	0.00	0.00	0.00
10.0	0.00	0.00	0.00	0.00	0.00	0.00	0.00
12.5	0.00	0.00	0.00	0.00	0.00	0.00	0.00
15.0	0.00	0.00	0.00	0.00	0.00	0.00	0.00
17.5	0.00	0.00	0.00	0.00	0.00	0.00	0.00
20.0	0.00	0.00	0.00	0.00	0.00	0.00	0.00
22.5	0.00	0.00	0.00	0.00	0.00	0.00	0.00
25.0	0.00	0.00	0.00	0.00	0.00	0.00	0.00
27.5	0.00	0.00	0.00	0.00	0.00	0.00	0.00
30.0	0.00	0.00	0.00	0.00	0.00	0.00	0.00
32.5	0.00	0.00	0.00	0.00	0.00	0.00	0.00
35.0	0.00	0.00	0.00	0.00	0.00	0.00	0.00
37.5	0.00	0.00	0.00	0.00	0.00	0.00	0.00
40.0	0.00	0.00	0.00	0.00	0.00	0.00	0.00
42.5	0.00	0.00	0.00	0.00	0.00	0.00	0.00
45.0	0.00	0.00	0.00	0.00	0.00	0.00	0.00
47.5	0.00	0.00	0.00	0.00	0.00	0.00	0.00
50.0	0.00	0.00	0.00	0.00	0.00	0.00	0.00
52.5	0.00	0.00	0.00	0.00	0.00	0.00	0.00
55.0	0.00	0.00	0.00	0.00	0.00	0.00	0.00
57.5	0.00	0.00	0.00	0.00	0.00	0.00	0.00
60.0	0.00	0.00	0.00	0.00	0.00	0.00	0.00
62.5	0.00	0.00	0.00	0.00	0.00	0.00	0.00
65.0	0.00	0.00	0.00	0.00	0.00	0.00	0.00
67.5	0.00	0.00	0.00	0.00	0.00	0.00	0.00
70.0	0.00	0.00	0.00	0.00	0.00	0.00	0.00
72.5	0.00	0.00	0.00	0.00	0.00	0.00	0.00
75.0	0.00	0.00	0.00	0.00	0.00	0.00	0.00
77.5	0.00	0.00	0.00	0.00	0.00	0.00	0.00
80.0	0.00	0.00	0.00	0.00	0.00	0.00	0.00
82.5	0.00	0.00	0.00	0.00	0.00	0.00	0.00
85.0	0.00	0.00	0.00	0.00	0.00	0.00	0.00
87.5	0.00	0.00	0.00	0.00	0.00	0.00	0.00
90.0	0.00	0.00	0.00	0.00	0.00	0.00	0.00
92.5	0.00	0.00	0.00	0.00	0.00	0.00	0.00
95.0	0.00	0.00	0.00	0.00	0.00	0.00	0.00
97.5	0.00	0.00	0.00	0.00	0.00	0.00	0.00
100.0	0.00	0.00	0.00	0.00	0.00	0.00	0.00
102.5	0.00	0.00	0.00	0.00	0.00	0.00	0.00
105.0	0.00	0.00	0.00	0.00	0.00	0.00	0.00
107.5	0.00	0.00	0.00	0.00	0.00	0.00	0.00
110.0	0.00	0.00	0.00	0.00	0.00	0.00	0.00
112.5	0.00	0.00	0.00	0.00	0.00	0.00	0.00

**IES ROAD REPORT**  
**PHOTOMETRIC FILENAME : L051503301.IES**

**CANDELA TABULATION - (Cont.)**

<b>115.0</b>	0.00	0.00	0.00	0.00	0.00	0.00	0.00
<b>117.5</b>	0.00	0.00	0.00	0.00	0.00	0.00	0.00
<b>120.0</b>	0.00	0.00	0.00	0.00	0.00	0.00	0.00
<b>122.5</b>	0.00	0.00	0.00	0.00	0.00	0.00	0.00
<b>125.0</b>	0.00	0.00	0.00	0.00	0.00	0.00	0.00
<b>127.5</b>	0.00	0.00	0.00	0.00	0.00	0.00	0.00
<b>130.0</b>	0.00	0.00	0.00	0.00	0.00	0.00	0.00
<b>132.5</b>	0.00	0.00	0.00	0.00	0.00	0.00	0.00
<b>135.0</b>	0.00	0.00	0.00	0.00	0.00	0.00	0.00
<b>137.5</b>	0.00	0.00	0.00	0.00	0.00	0.00	0.00
<b>140.0</b>	0.00	0.00	0.00	0.00	0.00	0.00	0.00
<b>142.5</b>	0.00	0.00	0.00	0.00	0.00	0.00	0.00
<b>145.0</b>	0.00	0.00	0.00	0.00	0.00	0.00	0.00
<b>147.5</b>	0.00	0.00	0.00	0.00	0.00	0.00	0.00
<b>150.0</b>	0.00	0.00	0.00	0.00	0.00	0.00	0.00
<b>152.5</b>	0.00	0.00	0.00	0.00	0.00	0.00	0.00
<b>155.0</b>	0.00	0.00	0.00	0.00	0.00	0.00	0.00
<b>157.5</b>	0.00	0.00	0.00	0.00	0.00	0.00	0.00
<b>160.0</b>	0.00	0.00	0.00	0.00	0.00	0.00	0.00
<b>162.5</b>	0.00	0.00	0.00	0.00	0.00	0.00	0.00
<b>165.0</b>	0.00	0.00	0.00	0.00	0.00	0.00	0.00
<b>167.5</b>	0.00	0.00	0.00	0.00	0.00	0.00	0.00
<b>170.0</b>	0.00	0.00	0.00	0.00	0.00	0.00	0.00
<b>172.5</b>	0.00	0.00	0.00	0.00	0.00	0.00	0.00
<b>175.0</b>	0.00	0.00	0.00	0.00	0.00	0.00	0.00
<b>177.5</b>	0.00	0.00	0.00	0.00	0.00	0.00	0.00
<b>180.0</b>	0.00	0.00	0.00	0.00	0.00	0.00	0.00

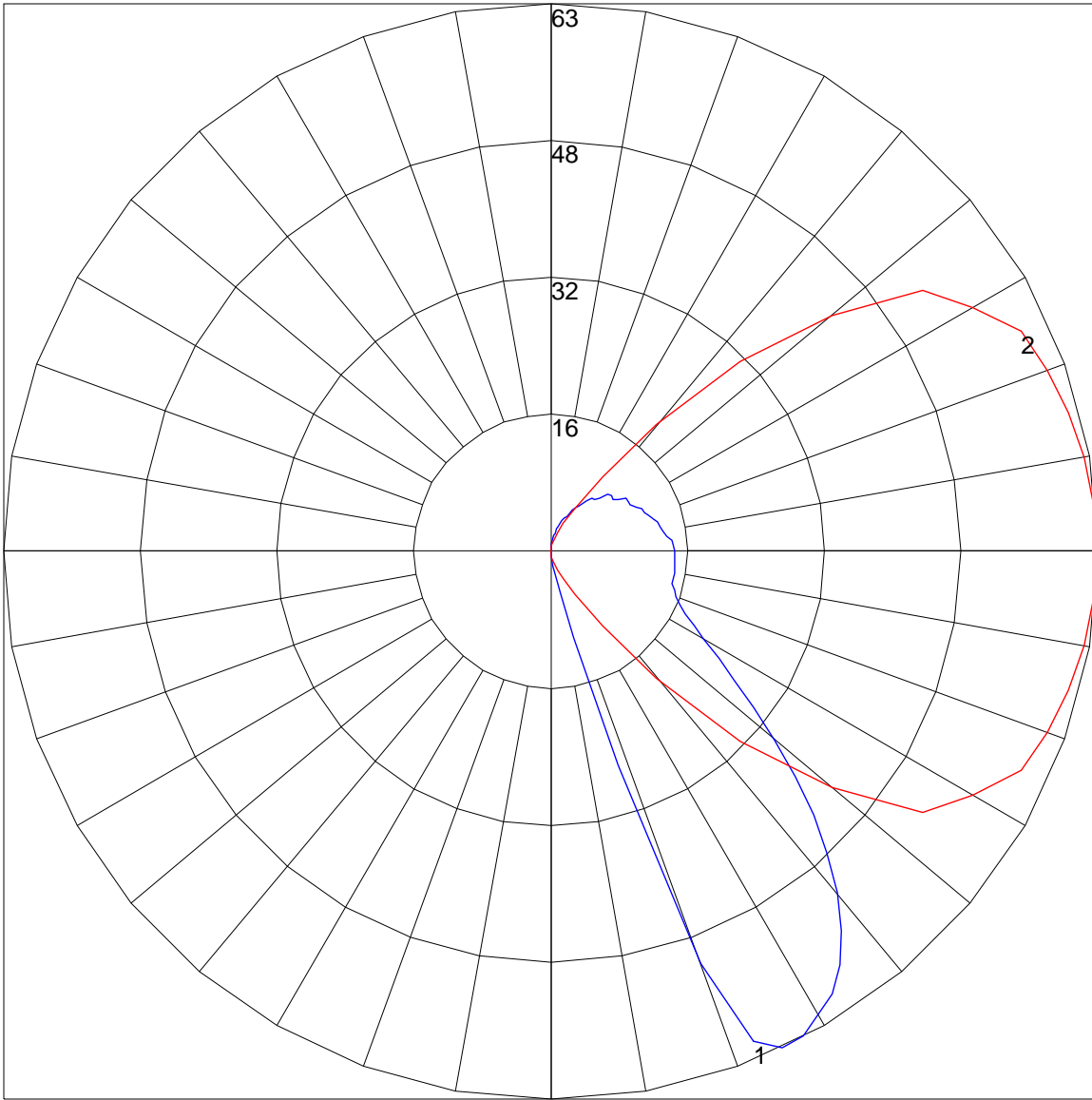
**COEFFICIENTS OF UTILIZATION**



**FLUX DISTRIBUTION**

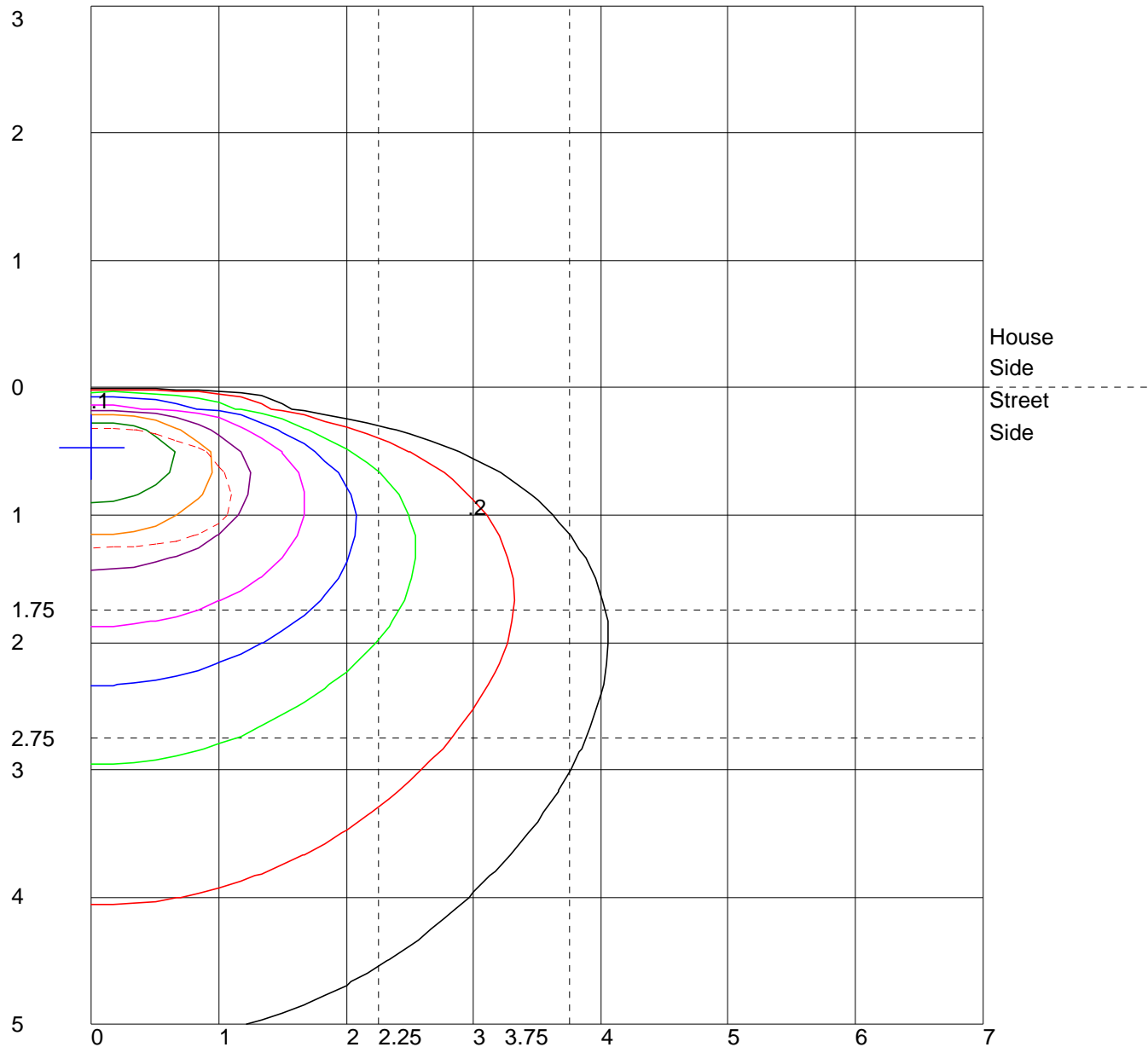
	Lumens	Percent Of Luminaire
Downward Street Side	61.6	75.6
Downward House Side	0.0	0.0
Downward Total	61.6	75.7
Upward Street Side	19.8	24.4
Upward House Side	0.0	0.0
Upward Total	19.8	24.3
<b>Total Flux</b>	<b>81.4</b>	<b>100.0</b>

POLAR GRAPH



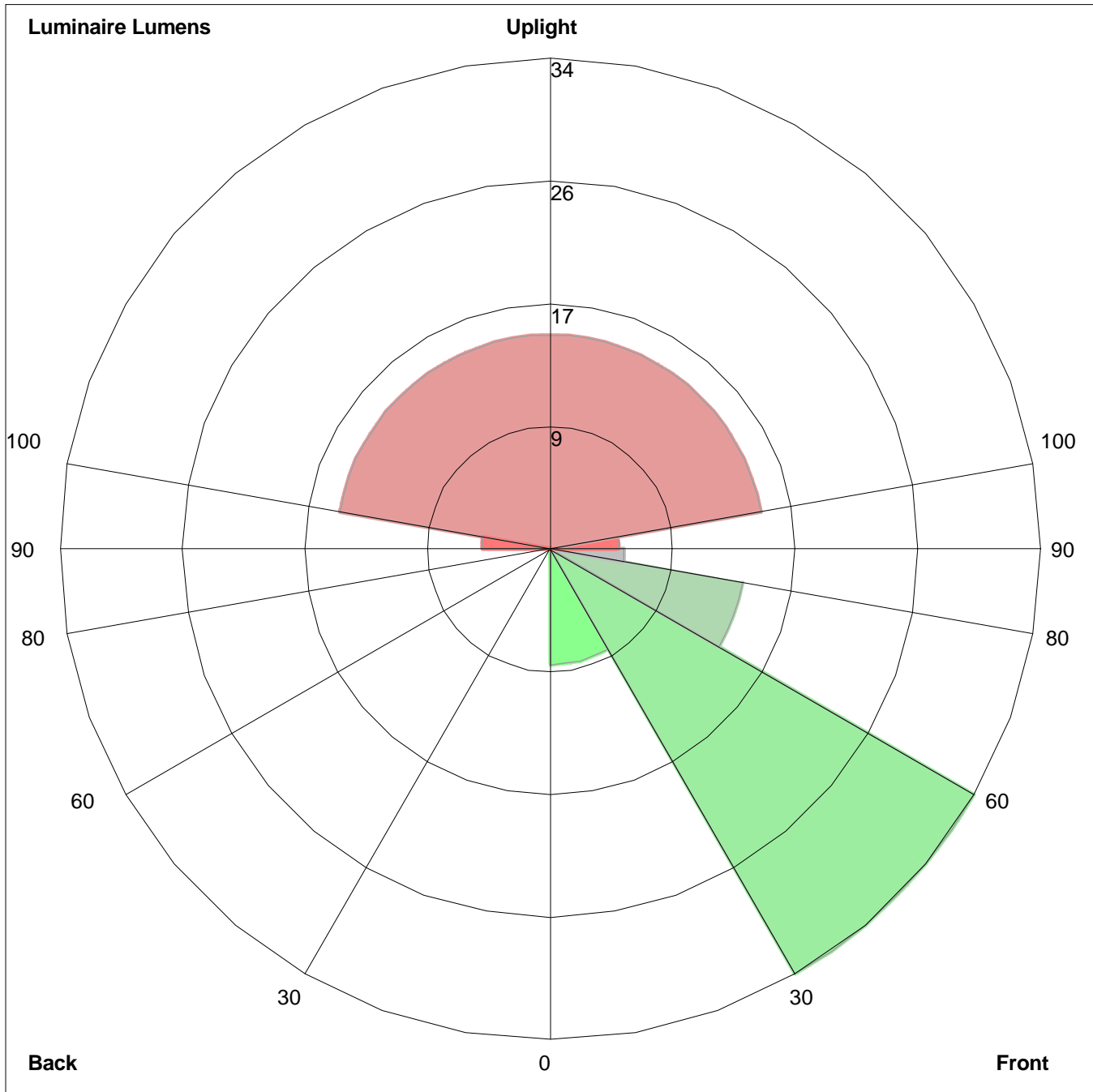
Maximum Candela = 63.41 Located At Horizontal Angle = 0, Vertical Angle = 25  
# 1 - Vertical Plane Through Horizontal Angles (0 - 180) (Through Max. Cd.)  
# 2 - Horizontal Cone Through Vertical Angle (25) (Through Max. Cd.)

ISOFOOTCANDLE LINES OF HORIZONTAL ILLUMINANCE



Distance In Units Of Mounting Height  
 Values Based On 1 Foot Mounting Height  
 1/2 Maximum Candela Trace Shown As Dashed Curve  
 (+) = Maximum Candela Point

LUMINAIRE CLASSIFICATION SYSTEM (LCS) GRAPH



Luminaire Lumens:  
Front: Low=8.1, Medium=34.5, High=13.7, Very High=5.2  
Back: Low=0.0, Medium=0.0, High=0.0, Very High=0.0  
Uplight: Low=4.8, High=15.0

BUG Rating : B0-U2-G0