



8165 E Kaiser Blvd. Anaheim, CA 92808  
 p. 714.282.2270  
 f. 714.676.5558

Report No: L021603401

Date: 2/22/2016



NVLAP LAB CODE 200927-0

**Report No:** L021603401  
**Prepared For:** SPJ Lighting, Inc.  
 2107 Chico Ave. , South El Mont, CA, 91733  
**Model Number:** SPJ104-RL  
**Test:** Photometric/Electrical Test

**Standards Used:** Appropriate part or all test guidelines were used for test performed:  
*IESNA LM79: 2008* Approved Methods for Electrical and Photometric Measurements of Solid-State Lighting Products  
*ANSI NEMA ANSLG C78.377: 2008* Specification of the Chromaticity of Solid State Lighting Products  
*ANSI C82.77:2002:* Harmonic Emission Limits-Related Quality Requirements for Lighting Equipment

**Description of Sample:** Client submitted the sample. Catalog number is SPJ104-RL . Received in working and undamaged condition. No modifications were necessary.

**Testing Condition:** Fixture is tested with no special conditions.

**Sample Arrival Date:** 2/16/16

**Date of Tests:** 2/17/16 - 2/22/16

**Seasoning of Sample:** No seasoning was performed in accordance with IESNA LM-79.

**Equipment List**

Equipment Used	Model No	Stock No	Calibration Due Date
Chroma Programmable AC Source	61604	PS-AC02	--
Yokogawa Digital Power Meter	WT210	MT-EL06-S1	11/18/16
Xitron Power Analyzer	2503AH	MT-EL01	11/30/16
ITECH DC Power Supply	IT6122	PSDC-03-S1	11/17/16
Fluke Digital Thermometer	52k/J	MT-TP02-GC	11/24/16
LLI Type C Goniophotometer System	RMG-C-MKII	CD-LL04-GC	--
LLI 2M Sphere	2MR97	CD-SN03-S2	--
LLI Spectroradiometer	SPR-3000	MT-SC01-S2	Before Use

\*All Results in accordance to IESNA LM-79-2008: Approved Method for the Electrical and Photometric Testing of Solid-State Lighting.

**Test Summary**

<b>Manufacturer:</b>	SPJ Lighting, Inc.
<b>Model Number:</b>	SPJ104-RL
<b>Driver Model Number:</b>	N/A
<b>Total Lumens:</b>	12.20
<b>Input Voltage (VAC/60Hz):</b>	120.00
<b>Input Current (Amp):</b>	0.06
<b>Input Power (W):</b>	4.12
<b>Input Power Factor:</b>	0.62
<b>Current ATHD @ 120V(%):</b>	115%
<b>Current ATHD @ 277V(%):</b>	N/A
<b>Efficacy:</b>	3
<b>Ambient Temperature (°C):</b>	25.0
<b>Stabilization Time (Hours):</b>	1:05
<b>Total Operating Time (Hours):</b>	1:40
<b>Off State Power(W):</b>	0.00




FIG.1 LUMINAIRE

\*All Results in accordance to IESNA LM-79-2008: Approved Method for the Electrical and Photometric Testing of Solid-State Lighting.

## Test Methods

### Photometric Measurements - Goniophotometer

A Custom Light Laboratory Type C Rotating Mirror Goniophotometer was used to measure candelas(intensity) at each angle of distribution as defined by IESNA for the appropriate fixture type.

Ambient temperature is set to 25°C and is measured from the center of the fixture, within 1ft from the outside of the fixture. Temperature is maintained at 25°C throughout the testing process and the sample is stabilized for at least 30mins and longer as necessary for the sample to achieve stabilization.

Electrical measurements are measured using the listed equipment.

### Spectral Measurements - Integrating Sphere

A Sensing Spectroradiometer SPR-3000, in conjunction with Light Laboratory 2 meter integrating sphere was used to measure chromaticity coordinates, correlated color temperature(CCT) and the color rendering index(CRI) for each sample.

Ambient temperature is set to 25°C and is measured from the center of the fixture, within 1ft from the outside of the fixture. Temperature is maintained at 25°C throughout the testing process and the sample is stabilized for at least 30mins and longer as necessary for the sample to achieve stabilization.

Electrical measurements are measured using the listed equipment.

### Disclaimers:

This report must not be used by the customer to claim product certification, approval or endorsement by NVLAP, NIST or any agency of Federal Government.

Report Prepared by : Keyur Patel

Test Report Released by:



Jeff Ahn  
Engineering Manager

Test Report Reviewed by:



Steve Kang  
Quality Assurance

*\*Attached are photometric data reports. Total number of pages: 13*



8165 E. Kaiser Blvd. Anaheim, CA 92808  
 p. 714.282.2270  
 f. 714.676.5558

# Photometric Test Report

**IES ROAD REPORT**  
**PHOTOMETRIC FILENAME : L021603401.IES**

## DESCRIPTIVE INFORMATION (From Photometric File)

IESNA:LM-63-2002  
 [TEST] L021603401  
 [TESTLAB] LIGHT LABORATORY, INC.  
 [ISSUEDATE] 2/22/2016  
 [MANUFAC] SPJ LIGHTING, INC.  
 [LUMCAT] SPJ104-RL  
 [LUMINAIRE] 1.5"L. X 3.75"W. X 3.25"H. RECESSED LED FIXTURE  
 [BALLASTCAT] N.A.  
 [LAMPPOSITION] 0,0  
 [LAMPCAT] N/A  
 [OTHER] INDICATING THE CANDELA VALUES ARE ABSOLUTE AND  
 [MORE] SHOULD NOT BE FACTORED FOR DIFFERENT LAMP RATINGS.  
 [\_INPUT] 120VAC, 4.12W  
 [\_TEST PROCEDURE] IESNA:LM-79-08

## CHARACTERISTICS

IES Classification	Type IV
Longitudinal Classification	Very Short
Lumens Per Lamp	N.A. (absolute)
Total Lamp Lumens	N.A. (absolute)
Luminaire Lumens	12
Downward Total Efficiency	N.A. (absolute)
Total Luminaire Efficiency	N.A. (absolute)
Luminaire Efficacy Rating (LER)	3
Total Luminaire Watts	4.12
Ballast Factor	1.00
Upward Waste Light Ratio	0.50
Maximum Candela	4.713
Maximum Candela Angle	0H 90V
Maximum Candela (<90 Degrees Vertical)	4.687
Maximum Candela Angle (<90 Degrees Vertical)	0H 85V
Maximum Candela At 90 Degrees Vertical	4.713 (39.3% Luminaire Lumens)
Maximum Candela from 80 to <90 Degrees Vertical	4.687 (39.1% Luminaire Lumens)
Cutoff Classification (deprecated)	N.A. (absolute)

**IES ROAD REPORT**  
**PHOTOMETRIC FILENAME : L021603401.IES**

**LUMINAIRE CLASSIFICATION SYSTEM (LCS)**

	Lumens	% Lamp	% Luminaire
FL - Front-Low (0-30)	0.2	N.A.	1.5
FM - Front-Medium (30-60)	1.9	N.A.	15.2
FH - Front-High (60-80)	2.5	N.A.	20.9
FVH - Front-Very High (80-90)	1.5	N.A.	12.3
BL - Back-Low (0-30)	0.0	N.A.	0.0
BM - Back-Medium (30-60)	0.0	N.A.	0.0
BH - Back-High (60-80)	0.0	N.A.	0.0
BVH - Back-Very High (80-90)	0.0	N.A.	0.0
UL - Uplight-Low (90-100)	1.5	N.A.	12.3
UH - Uplight-High (100-180)	4.6	N.A.	37.5
Total	12.2	N.A.	100.0
BUG Rating	B0-U1-G0		

**ZONAL LUMEN SUMMARY**

Zone	%
0-20	0.2
0-30	1.5
0-40	4.3
0-60	16.7
0-80	37.7
0-90	50
10-90	50
20-40	4
20-50	9
40-70	22
60-80	21
70-80	11.3
80-90	12.3
90-110	23.7
90-120	33.3
90-130	40.7
90-150	48.5
90-180	50
110-180	26.3
0-180	100

**IES ROAD REPORT**  
**PHOTOMETRIC FILENAME : L021603401.IES**

**CANDELA TABULATION**

Vert. Angles	Horizontal Angles									
	<u>0</u>	<u>5</u>	<u>10</u>	<u>15</u>	<u>20</u>	<u>25</u>	<u>30</u>	<u>35</u>	<u>40</u>	<u>45</u>
0	0.000	0.000	0.000	0.000	0.000	0.000	0.000	0.000	0.000	0.000
5	0.051	0.050	0.049	0.047	0.045	0.043	0.040	0.038	0.035	0.032
10	0.102	0.100	0.097	0.094	0.090	0.085	0.079	0.075	0.070	0.065
15	0.425	0.427	0.414	0.396	0.370	0.336	0.296	0.249	0.197	0.141
20	0.815	0.815	0.791	0.760	0.717	0.663	0.600	0.531	0.453	0.377
25	1.223	1.218	1.197	1.155	1.096	1.023	0.937	0.837	0.737	0.625
30	1.664	1.643	1.605	1.554	1.486	1.402	1.299	1.181	1.048	0.899
35	2.072	2.059	2.017	1.951	1.873	1.773	1.646	1.512	1.360	1.187
40	2.479	2.458	2.412	2.343	2.250	2.137	1.996	1.836	1.654	1.459
45	2.853	2.820	2.779	2.704	2.601	2.477	2.321	2.144	1.947	1.733
50	3.193	3.189	3.130	3.047	2.936	2.796	2.625	2.433	2.220	1.982
55	3.532	3.504	3.447	3.363	3.249	3.092	2.918	2.701	2.467	2.206
60	3.821	3.806	3.742	3.648	3.517	3.361	3.170	2.941	2.695	2.421
65	4.076	4.061	4.002	3.908	3.759	3.595	3.393	3.165	2.908	2.621
70	4.296	4.285	4.217	4.119	3.971	3.799	3.581	3.345	3.064	2.776
75	4.483	4.458	4.389	4.285	4.143	3.957	3.737	3.491	3.212	2.904
80	4.619	4.592	4.522	4.410	4.259	4.073	3.853	3.597	3.314	3.008
85	4.687	4.662	4.606	4.490	4.333	4.143	3.928	3.661	3.380	3.064
90	4.713	4.670	4.619	4.517	4.347	4.160	3.957	3.685	3.413	3.074
95	4.687	4.662	4.606	4.490	4.333	4.143	3.928	3.661	3.380	3.064
100	4.619	4.592	4.522	4.410	4.259	4.073	3.853	3.597	3.314	3.008
105	4.483	4.458	4.389	4.285	4.143	3.957	3.737	3.491	3.212	2.904
110	4.296	4.285	4.217	4.119	3.971	3.799	3.581	3.345	3.064	2.776
115	4.076	4.061	4.002	3.908	3.759	3.595	3.393	3.165	2.908	2.621
120	3.821	3.806	3.742	3.648	3.517	3.361	3.170	2.941	2.695	2.421
125	3.532	3.504	3.447	3.363	3.249	3.092	2.918	2.701	2.467	2.206
130	3.193	3.189	3.130	3.047	2.936	2.796	2.625	2.433	2.220	1.982
135	2.853	2.820	2.779	2.704	2.601	2.477	2.321	2.144	1.947	1.733
140	2.479	2.458	2.412	2.343	2.250	2.137	1.996	1.836	1.654	1.459
145	2.072	2.059	2.017	1.951	1.873	1.773	1.646	1.512	1.360	1.187
150	1.664	1.643	1.605	1.554	1.486	1.402	1.299	1.181	1.048	0.899
155	1.223	1.218	1.197	1.155	1.096	1.023	0.937	0.837	0.737	0.625
160	0.815	0.815	0.791	0.760	0.717	0.663	0.600	0.531	0.453	0.377
165	0.425	0.427	0.414	0.396	0.370	0.336	0.296	0.249	0.197	0.141
170	0.102	0.100	0.097	0.094	0.090	0.085	0.079	0.075	0.070	0.065
175	0.051	0.050	0.049	0.047	0.045	0.043	0.040	0.038	0.035	0.032
180	0.000	0.000	0.000	0.000	0.000	0.000	0.000	0.000	0.000	0.000

Vert. Angles	Horizontal Angles									
	<u>50</u>	<u>55</u>	<u>60</u>	<u>65</u>	<u>70</u>	<u>75</u>	<u>80</u>	<u>85</u>	<u>90</u>	<u>95</u>
0	0.000	0.000	0.000	0.000	0.000	0.000	0.000	0.000	0.000	0.000
5	0.028	0.025	0.022	0.018	0.015	0.011	0.007	0.004	0.000	0.000
10	0.058	0.050	0.042	0.035	0.029	0.022	0.015	0.007	0.000	0.000
15	0.104	0.093	0.079	0.062	0.043	0.032	0.022	0.011	0.000	0.000
20	0.297	0.208	0.121	0.095	0.069	0.043	0.029	0.014	0.000	0.000
25	0.501	0.384	0.271	0.152	0.105	0.067	0.035	0.018	0.000	0.000
30	0.749	0.595	0.436	0.293	0.153	0.102	0.050	0.025	0.000	0.000
35	0.999	0.804	0.613	0.428	0.254	0.132	0.061	0.024	0.000	0.000
40	1.246	1.023	0.800	0.579	0.367	0.172	0.082	0.027	0.000	0.000
45	1.490	1.238	0.975	0.726	0.482	0.251	0.114	0.030	0.000	0.000
50	1.728	1.451	1.162	0.870	0.586	0.332	0.145	0.032	0.000	0.000
55	1.935	1.645	1.338	1.010	0.700	0.410	0.179	0.042	0.000	0.000

**IES ROAD REPORT**  
**PHOTOMETRIC FILENAME : L021603401.IES**

**CANDELA TABULATION - (Cont.)**

<b>60</b>	2.132	1.823	1.493	1.144	0.809	0.490	0.219	0.051	0.000	0.000
<b>65</b>	2.309	1.975	1.626	1.269	0.912	0.567	0.261	0.069	0.000	0.000
<b>70</b>	2.451	2.104	1.748	1.380	0.999	0.640	0.307	0.080	0.000	0.000
<b>75</b>	2.575	2.218	1.848	1.465	1.075	0.697	0.346	0.098	0.000	0.000
<b>80</b>	2.670	2.299	1.930	1.539	1.135	0.744	0.373	0.110	0.000	0.000
<b>85</b>	2.724	2.354	1.975	1.571	1.179	0.789	0.408	0.119	0.000	0.000
<b>90</b>	2.751	2.377	2.004	1.596	1.189	0.781	0.408	0.136	0.000	0.000
<b>95</b>	2.724	2.354	1.975	1.571	1.179	0.789	0.408	0.119	0.000	0.000
<b>100</b>	2.670	2.299	1.930	1.539	1.135	0.744	0.373	0.110	0.000	0.000
<b>105</b>	2.575	2.218	1.848	1.465	1.075	0.697	0.346	0.098	0.000	0.000
<b>110</b>	2.451	2.104	1.748	1.380	0.999	0.640	0.307	0.080	0.000	0.000
<b>115</b>	2.309	1.975	1.626	1.269	0.912	0.567	0.261	0.069	0.000	0.000
<b>120</b>	2.132	1.823	1.493	1.144	0.809	0.490	0.219	0.051	0.000	0.000
<b>125</b>	1.935	1.645	1.338	1.010	0.700	0.410	0.179	0.042	0.000	0.000
<b>130</b>	1.728	1.451	1.162	0.870	0.586	0.332	0.145	0.032	0.000	0.000
<b>135</b>	1.490	1.238	0.975	0.726	0.482	0.251	0.114	0.030	0.000	0.000
<b>140</b>	1.246	1.023	0.800	0.579	0.367	0.172	0.082	0.027	0.000	0.000
<b>145</b>	0.999	0.804	0.613	0.428	0.254	0.132	0.061	0.024	0.000	0.000
<b>150</b>	0.749	0.595	0.436	0.293	0.153	0.102	0.050	0.025	0.000	0.000
<b>155</b>	0.501	0.384	0.271	0.152	0.105	0.067	0.035	0.018	0.000	0.000
<b>160</b>	0.297	0.208	0.121	0.095	0.069	0.043	0.029	0.014	0.000	0.000
<b>165</b>	0.104	0.093	0.079	0.062	0.043	0.032	0.022	0.011	0.000	0.000
<b>170</b>	0.058	0.050	0.042	0.035	0.029	0.022	0.015	0.007	0.000	0.000
<b>175</b>	0.028	0.025	0.022	0.018	0.015	0.011	0.007	0.004	0.000	0.000
<b>180</b>	0.000	0.000	0.000	0.000	0.000	0.000	0.000	0.000	0.000	0.000

**Vert. Horizontal Angles**

	<b>100</b>	<b>105</b>	<b>110</b>	<b>115</b>	<b>120</b>	<b>125</b>	<b>130</b>	<b>135</b>	<b>140</b>	<b>145</b>
<b>0</b>	0.000	0.000	0.000	0.000	0.000	0.000	0.000	0.000	0.000	0.000
<b>5</b>	0.000	0.000	0.000	0.000	0.000	0.000	0.000	0.000	0.000	0.000
<b>10</b>	0.000	0.000	0.000	0.000	0.000	0.000	0.000	0.000	0.000	0.000
<b>15</b>	0.000	0.000	0.000	0.000	0.000	0.000	0.000	0.000	0.000	0.000
<b>20</b>	0.000	0.000	0.000	0.000	0.000	0.000	0.000	0.000	0.000	0.000
<b>25</b>	0.000	0.000	0.000	0.000	0.000	0.000	0.000	0.000	0.000	0.000
<b>30</b>	0.000	0.000	0.000	0.000	0.000	0.000	0.000	0.000	0.000	0.000
<b>35</b>	0.000	0.000	0.000	0.000	0.000	0.000	0.000	0.000	0.000	0.000
<b>40</b>	0.000	0.000	0.000	0.000	0.000	0.000	0.000	0.000	0.000	0.000
<b>45</b>	0.000	0.000	0.000	0.000	0.000	0.000	0.000	0.000	0.000	0.000
<b>50</b>	0.000	0.000	0.000	0.000	0.000	0.000	0.000	0.000	0.000	0.000
<b>55</b>	0.000	0.000	0.000	0.000	0.000	0.000	0.000	0.000	0.000	0.000
<b>60</b>	0.000	0.000	0.000	0.000	0.000	0.000	0.000	0.000	0.000	0.000
<b>65</b>	0.000	0.000	0.000	0.000	0.000	0.000	0.000	0.000	0.000	0.000
<b>70</b>	0.000	0.000	0.000	0.000	0.000	0.000	0.000	0.000	0.000	0.000
<b>75</b>	0.000	0.000	0.000	0.000	0.000	0.000	0.000	0.000	0.000	0.000
<b>80</b>	0.000	0.000	0.000	0.000	0.000	0.000	0.000	0.000	0.000	0.000
<b>85</b>	0.000	0.000	0.000	0.000	0.000	0.000	0.000	0.000	0.000	0.000
<b>90</b>	0.000	0.000	0.000	0.000	0.000	0.000	0.000	0.000	0.000	0.000
<b>95</b>	0.000	0.000	0.000	0.000	0.000	0.000	0.000	0.000	0.000	0.000
<b>100</b>	0.000	0.000	0.000	0.000	0.000	0.000	0.000	0.000	0.000	0.000
<b>105</b>	0.000	0.000	0.000	0.000	0.000	0.000	0.000	0.000	0.000	0.000
<b>110</b>	0.000	0.000	0.000	0.000	0.000	0.000	0.000	0.000	0.000	0.000
<b>115</b>	0.000	0.000	0.000	0.000	0.000	0.000	0.000	0.000	0.000	0.000
<b>120</b>	0.000	0.000	0.000	0.000	0.000	0.000	0.000	0.000	0.000	0.000
<b>125</b>	0.000	0.000	0.000	0.000	0.000	0.000	0.000	0.000	0.000	0.000
<b>130</b>	0.000	0.000	0.000	0.000	0.000	0.000	0.000	0.000	0.000	0.000

**IES ROAD REPORT**  
**PHOTOMETRIC FILENAME : L021603401.IES**

**CANDELA TABULATION - (Cont.)**

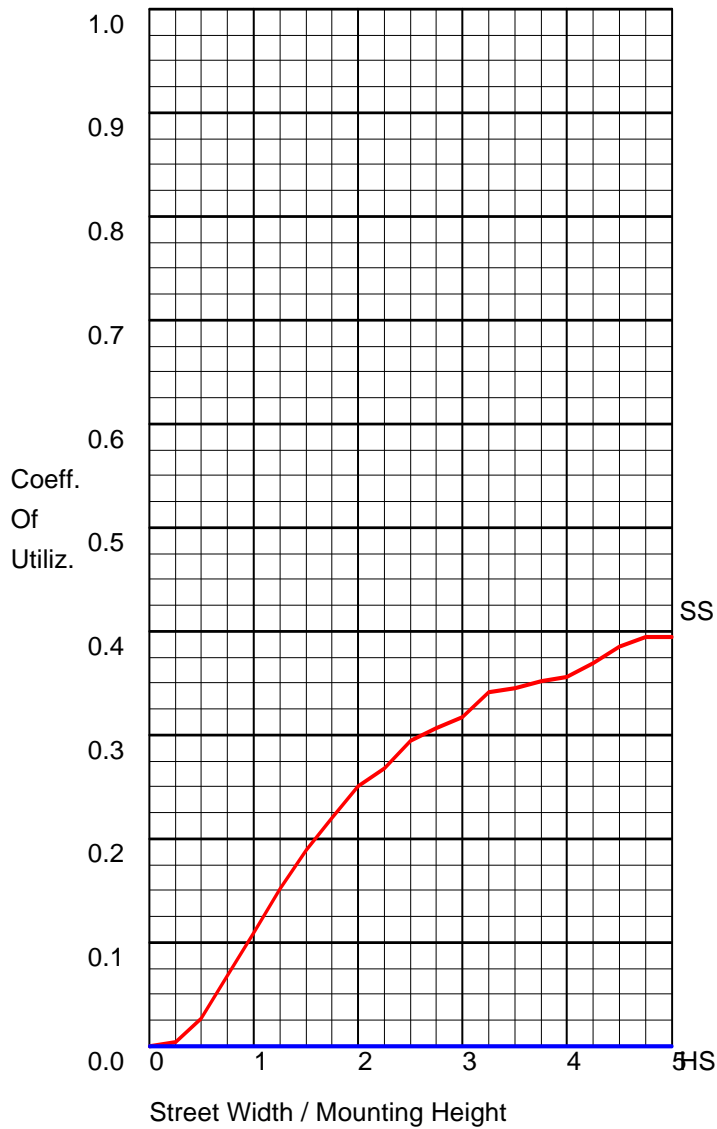
135	0.000	0.000	0.000	0.000	0.000	0.000	0.000	0.000	0.000	0.000
140	0.000	0.000	0.000	0.000	0.000	0.000	0.000	0.000	0.000	0.000
145	0.000	0.000	0.000	0.000	0.000	0.000	0.000	0.000	0.000	0.000
150	0.000	0.000	0.000	0.000	0.000	0.000	0.000	0.000	0.000	0.000
155	0.000	0.000	0.000	0.000	0.000	0.000	0.000	0.000	0.000	0.000
160	0.000	0.000	0.000	0.000	0.000	0.000	0.000	0.000	0.000	0.000
165	0.000	0.000	0.000	0.000	0.000	0.000	0.000	0.000	0.000	0.000
170	0.000	0.000	0.000	0.000	0.000	0.000	0.000	0.000	0.000	0.000
175	0.000	0.000	0.000	0.000	0.000	0.000	0.000	0.000	0.000	0.000
180	0.000	0.000	0.000	0.000	0.000	0.000	0.000	0.000	0.000	0.000

**Vert. Horizontal Angles**

	<u>150</u>	<u>155</u>	<u>160</u>	<u>165</u>	<u>170</u>	<u>175</u>	<u>180</u>
0	0.000	0.000	0.000	0.000	0.000	0.000	0.000
5	0.000	0.000	0.000	0.000	0.000	0.000	0.000
10	0.000	0.000	0.000	0.000	0.000	0.000	0.000
15	0.000	0.000	0.000	0.000	0.000	0.000	0.000
20	0.000	0.000	0.000	0.000	0.000	0.000	0.000
25	0.000	0.000	0.000	0.000	0.000	0.000	0.000
30	0.000	0.000	0.000	0.000	0.000	0.000	0.000
35	0.000	0.000	0.000	0.000	0.000	0.000	0.000
40	0.000	0.000	0.000	0.000	0.000	0.000	0.000
45	0.000	0.000	0.000	0.000	0.000	0.000	0.000
50	0.000	0.000	0.000	0.000	0.000	0.000	0.000
55	0.000	0.000	0.000	0.000	0.000	0.000	0.000
60	0.000	0.000	0.000	0.000	0.000	0.000	0.000
65	0.000	0.000	0.000	0.000	0.000	0.000	0.000
70	0.000	0.000	0.000	0.000	0.000	0.000	0.000
75	0.000	0.000	0.000	0.000	0.000	0.000	0.000
80	0.000	0.000	0.000	0.000	0.000	0.000	0.000
85	0.000	0.000	0.000	0.000	0.000	0.000	0.000
90	0.000	0.000	0.000	0.000	0.000	0.000	0.000
95	0.000	0.000	0.000	0.000	0.000	0.000	0.000
100	0.000	0.000	0.000	0.000	0.000	0.000	0.000
105	0.000	0.000	0.000	0.000	0.000	0.000	0.000
110	0.000	0.000	0.000	0.000	0.000	0.000	0.000
115	0.000	0.000	0.000	0.000	0.000	0.000	0.000
120	0.000	0.000	0.000	0.000	0.000	0.000	0.000
125	0.000	0.000	0.000	0.000	0.000	0.000	0.000
130	0.000	0.000	0.000	0.000	0.000	0.000	0.000
135	0.000	0.000	0.000	0.000	0.000	0.000	0.000
140	0.000	0.000	0.000	0.000	0.000	0.000	0.000
145	0.000	0.000	0.000	0.000	0.000	0.000	0.000
150	0.000	0.000	0.000	0.000	0.000	0.000	0.000
155	0.000	0.000	0.000	0.000	0.000	0.000	0.000
160	0.000	0.000	0.000	0.000	0.000	0.000	0.000
165	0.000	0.000	0.000	0.000	0.000	0.000	0.000
170	0.000	0.000	0.000	0.000	0.000	0.000	0.000
175	0.000	0.000	0.000	0.000	0.000	0.000	0.000
180	0.000	0.000	0.000	0.000	0.000	0.000	0.000



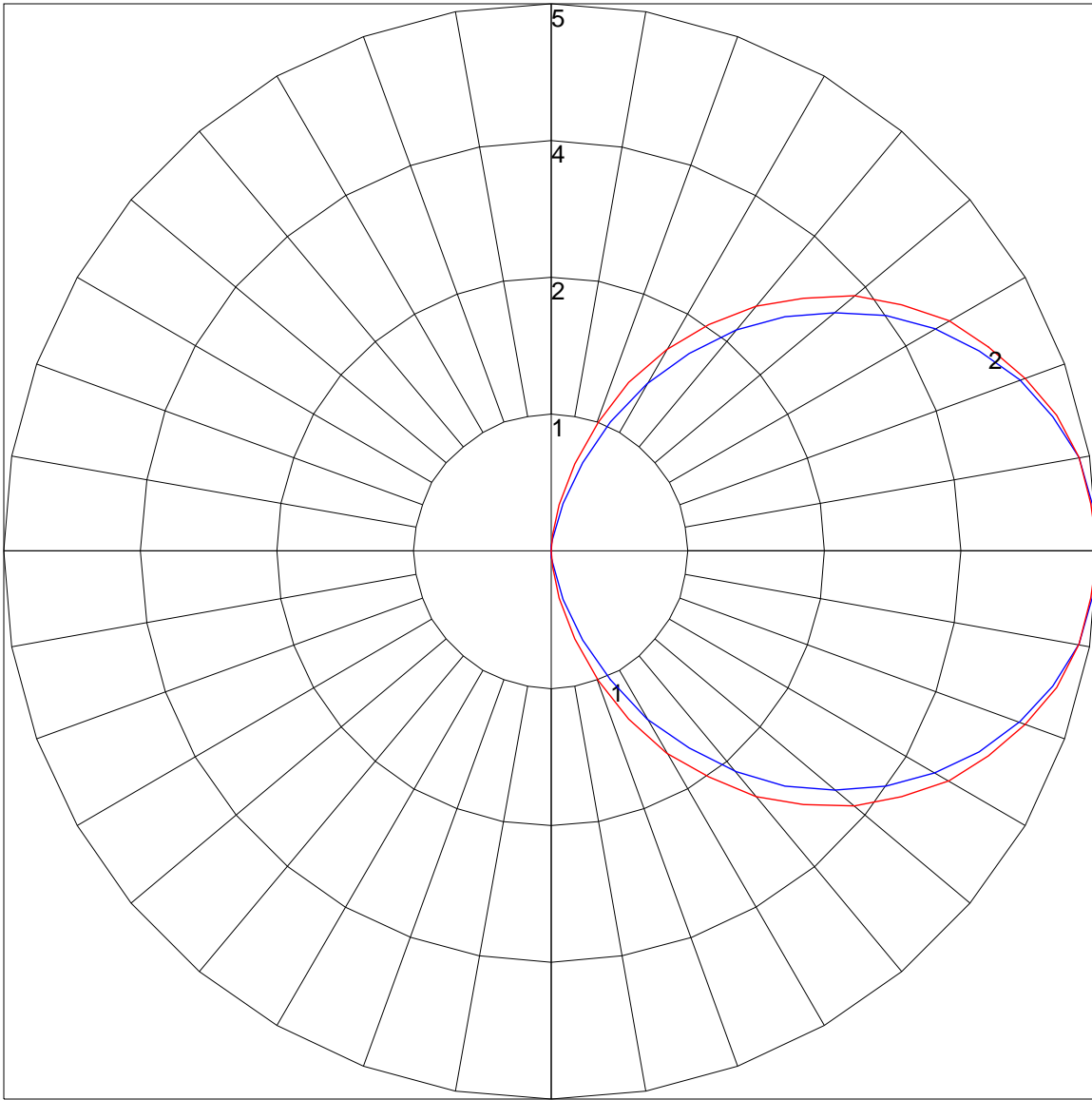
**COEFFICIENTS OF UTILIZATION**



**FLUX DISTRIBUTION**

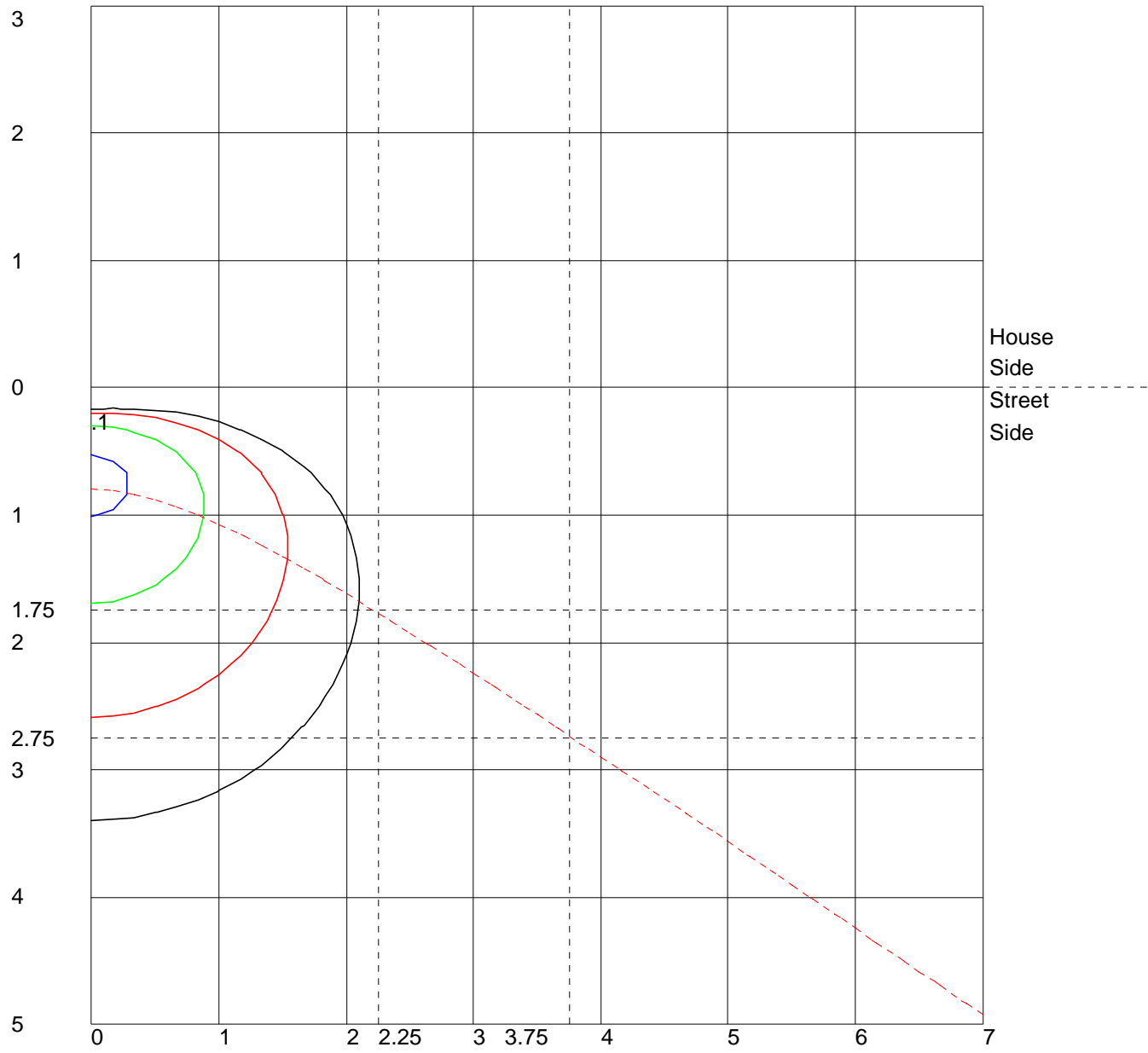
	Lumens	Percent Of Luminaire
Downward Street Side	6.1	50.0
Downward House Side	0.0	0.0
Downward Total	6.1	50.2
Upward Street Side	6.1	50.0
Upward House Side	0.0	0.0
Upward Total	6.1	50.2
Total Flux	12.2	100.3

POLAR GRAPH



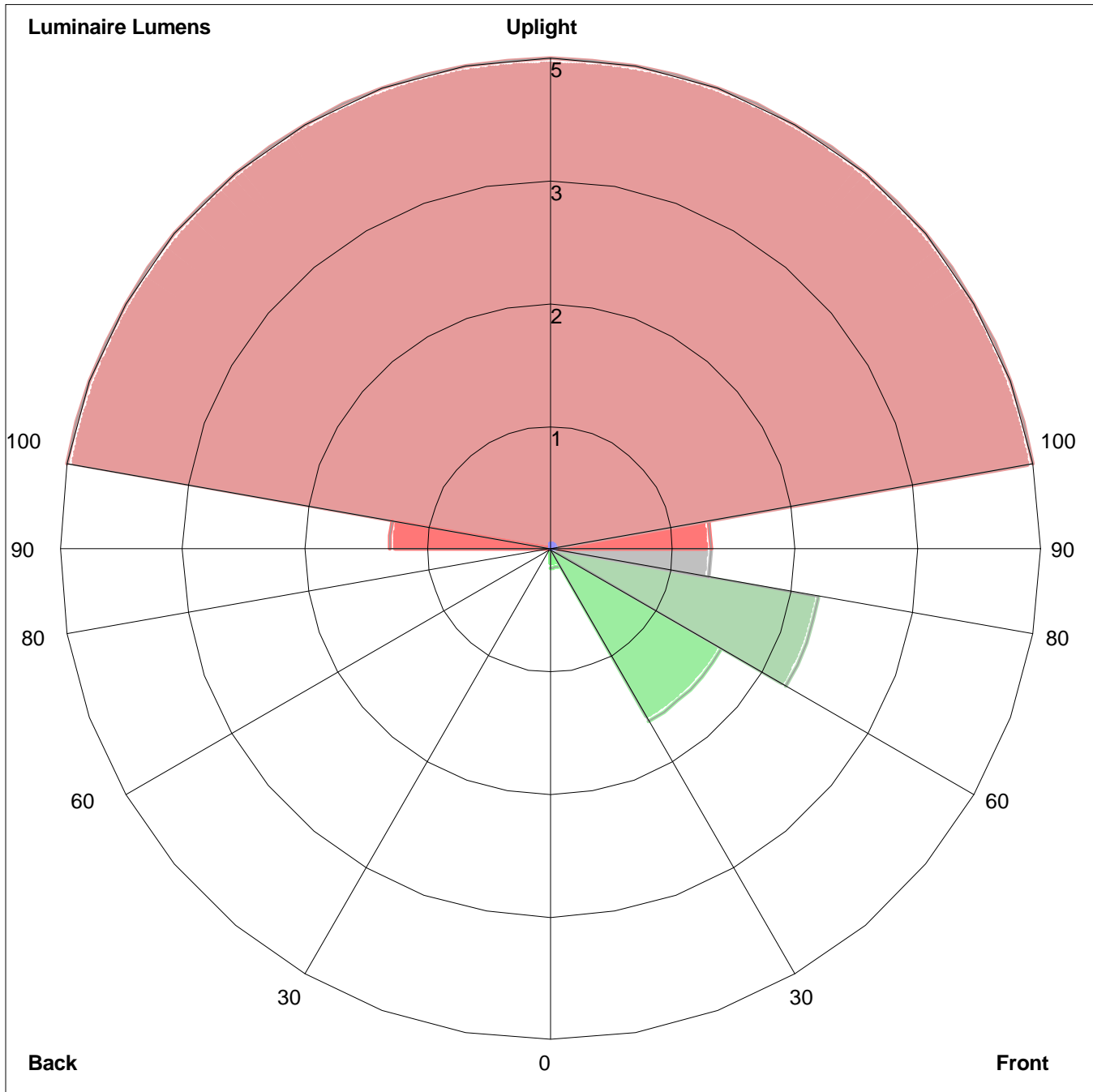
Maximum Candela = 4.713 Located At Horizontal Angle = 0, Vertical Angle = 90  
# 1 - Vertical Plane Through Horizontal Angles (0 - 180) (Through Max. Cd.)  
# 2 - Horizontal Cone Through Vertical Angle (90) (Through Max. Cd.)

ISOFOOTCANDLE LINES OF HORIZONTAL ILLUMINANCE



Distance In Units Of Mounting Height  
 Values Based On 1 Foot Mounting Height  
 1/2 Maximum Candela Trace Shown As Dashed Curve  
 (+) = Maximum Candela Point

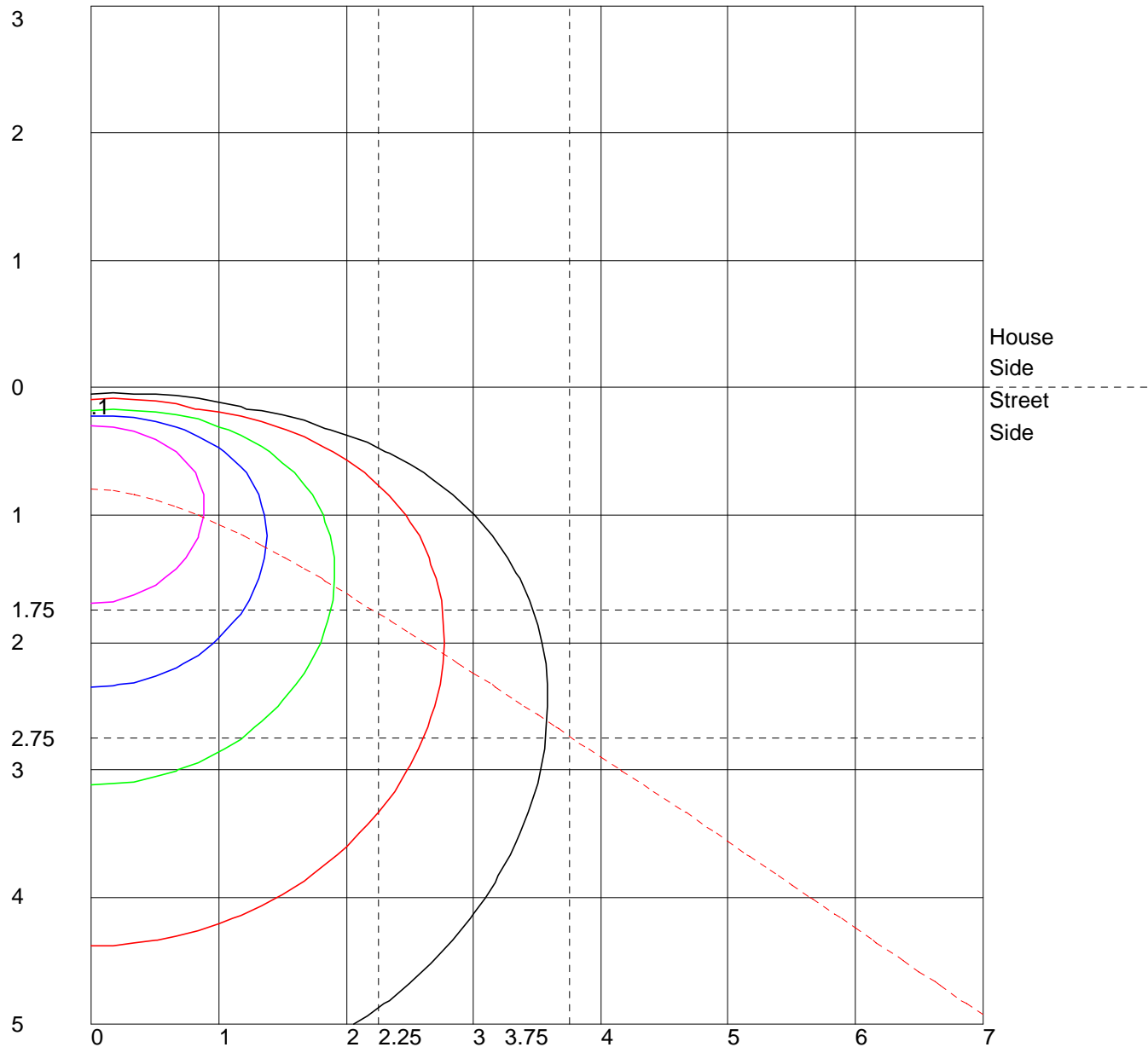
LUMINAIRE CLASSIFICATION SYSTEM (LCS) GRAPH



Luminaire Lumens:  
Front: Low=0.2, Medium=1.9, High=2.5, Very High=1.5  
Back: Low=0.0, Medium=0.0, High=0.0, Very High=0.0  
Uplight: Low=1.5, High=4.6

BUG Rating : B0-U1-G0

ISOFOOTCANDLE LINES OF HORIZONTAL ILLUMINANCE



Distance In Units Of Mounting Height  
Values Based On .5 Foot Mounting Height  
1/2 Maximum Candela Trace Shown As Dashed Curve  
(+) = Maximum Candela Point