

8

7

6

5

4

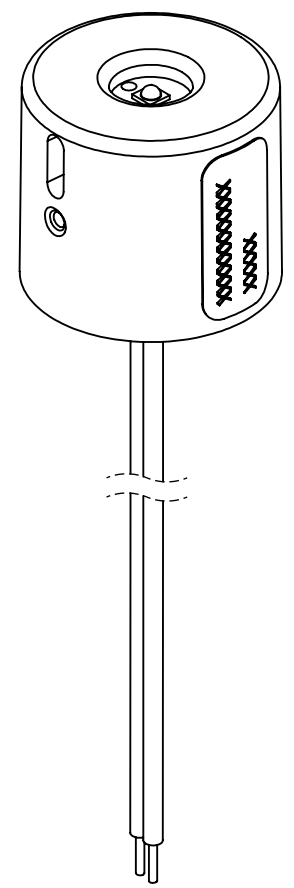
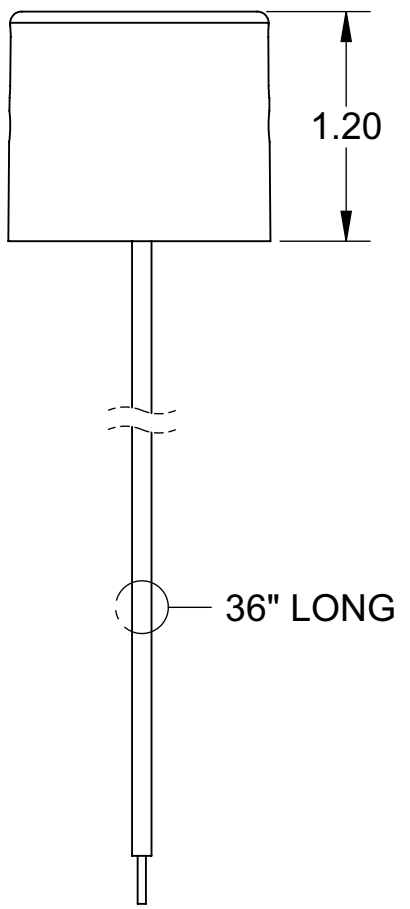
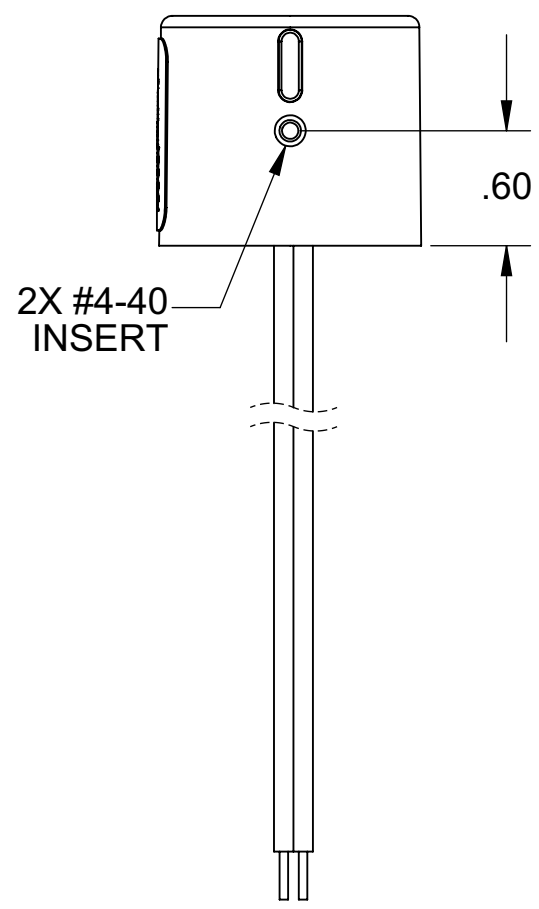
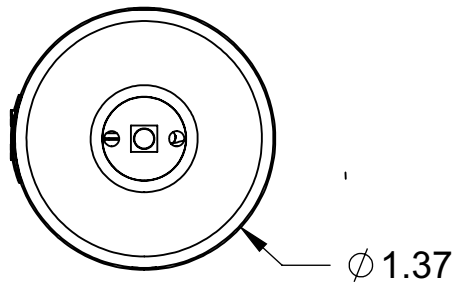
3

2

1

REVISIONS

ZONE	REV.	DESCRIPTION	DATE	ECO NO.	APPROVED
------	------	-------------	------	---------	----------



DIMENSIONS ARE IN INCHES [mm]

TOLERANCES (UNLESS OTHERWISE SPECIFIED)

XX ± .01 [.25]
 XXX ± .005 [.125]
 Ø's ± .005 [.125]
 ANGLE ± .5°

MATERIAL

FINISH

CAD GENERATED DRAWING BY SOLIDWORKS DO NOT MANUALLY UPDATE

APPROVALS	DATE
DRAWN	-
CHECKED	-
ENGINEER	-
APPROVED	-

SIZE DWG. NO. REV.

B

SCALE: 1:1 THIRD ANGLE PROJECTION SHEET 1 OF 1

INTERPRET GEOMETRIC TOLERANCING PER ANSI Y14.5M

D
C
B
A

D
C
B
A

8

7

6

5

4

3

2

1