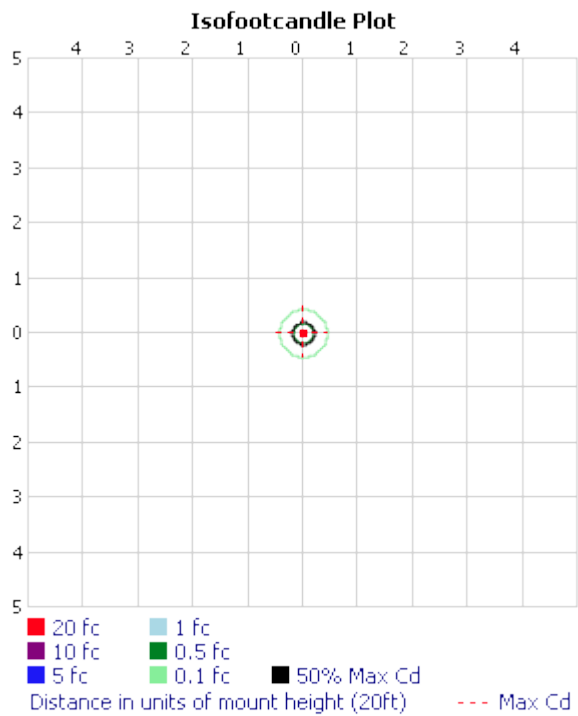
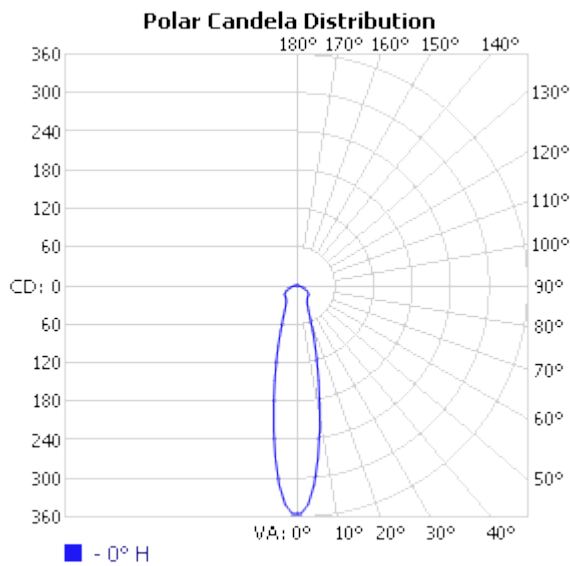


OUTDOOR PHOTOMETRIC REPORT

CATALOG: FB-7W-TA210

MANUFACTURER: SPJ LIGHTING
 TEST #: L11135304R01
 TEST LAB: LIGHT LABORATORY, INC.
 ISSUE DATE: 12/19/2013
 CATALOG #: FB-7W-TA210
 LUMINAIRE: 2"DIA. X 2-1/4"H. LED LUMINAIRE
 LAMP CAT #: N/A
 LAMP OUTPUT: 1 LAMP, TOTAL LUMINAIRE LUMENS: 171.1
TEST BASED ON ABSOLUTE PHOTOMETRY *
 INPUT WATTAGE: 3.87
 LUMINOUS OPENING: VERTICAL CYLINDER (DIA : 1.56", H: 0.48")
 MAX CD: 355.0 AT HORIZONTAL: 0°, VERTICAL: 0°
 ROADWAY CLASS: TYPE V

No
 Photo
 Available



***TEST BASED ON ABSOLUTE PHOTOMETRY WHERE LAMP LUMENS=LUMENS TOTAL.
 *CUTOFF CLASSIFICATION AND EFFICIENCY CANNOT BE PROPERLY CALCULATED FOR ABSOLUTE PHOTOMETRY.**

VISUAL PHOTOMETRIC TOOL 1.2.44 COPYRIGHT 2014, ACUITY BRANDS LIGHTING
 REPORTED DATA CALCULATED FROM MANUFACTURER'S DATA FILE, BASED ON IESNA RECOMMENDED METHODS.

OUTDOOR PHOTOMETRIC REPORT

CATALOG: FB-7W-TA210

ZONAL LUMEN SUMMARY

ZONE	LUMENS	% LUMINAIRE
0-30	81.9	47.9%
0-40	100.1	58.5%
0-60	139.8	81.7%
60-90	30.5	17.8%
70-100	14.4	8.4%
90-120	0.8	0.5%
0-90	170.3	99.5%
90-180	0.8	0.5%
0-180	171.1	100%

LUMENS PER ZONE

ZONE	LUMENS	% TOTAL	ZONE	LUMENS	% TOTAL
0-10	26.3	15.4%	90-100	0.8	0.5%
10-20	34.2	20.0%	100-110	0	0%
20-30	21.4	12.5%	110-120	0	0%
30-40	18.2	10.6%	120-130	0	0%
40-50	19.0	11.1%	130-140	0	0%
50-60	20.7	12.1%	140-150	0	0%
60-70	16.9	9.9%	150-160	0	0%
70-80	9.5	5.6%	160-170	0	0%
80-90	4.1	2.4%	170-180	0	0%

ROADWAY SUMMARY

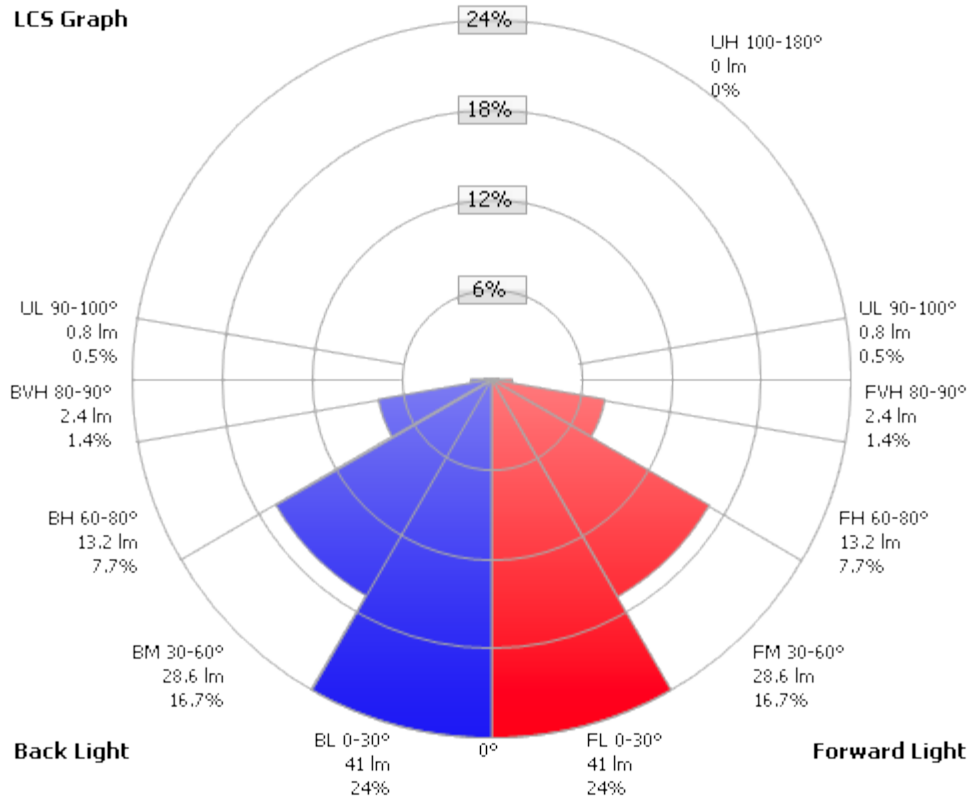
DISTRIBUTION:	TYPE V	
MAX CD, 90 DEG VERT:	3.0	
MAX CD, 80 TO <90 DEG:	4.0	
	LUMENS	% LAMP
DOWNWARD STREET SIDE:	85.2	49.8%
DOWNWARD HOUSE SIDE:	85.2	49.8%
DOWNWARD TOTAL:	170.5	99.6%
UPWARD STREET SIDE:	0.4	0.2%
UPWARD HOUSE SIDE:	0.4	0.2%
UPWARD TOTAL:	0.8	0.5%
TOTAL LUMENS:	171.3	100.1%

LCS TABLE

BUG RATING	B0 - U1 - G0	
FORWARD LIGHT	LUMENS	LUMENS %
LOW(0-30):	41.0	24%
MEDIUM(30-60):	28.6	16.7%
HIGH(60-80):	13.2	7.7%
VERY HIGH(80-90):	2.4	1.4%
BACK LIGHT		
LOW(0-30):	41.0	24%
MEDIUM(30-60):	28.6	16.7%
HIGH(60-80):	13.2	7.7%
VERY HIGH(80-90):	2.4	1.4%
UPLIGHT		
LOW(90-100):	0.8	0.5%
HIGH(100-180):	0	0%
TRAPPED LIGHT:	0	0%

OUTDOOR PHOTOMETRIC REPORT
 CATALOG: FB-7W-TA210

LCS Graph



Back Light

Forward Light

Scale = Max LCS %

Trapped Light: 0lm, 0%

OUTDOOR PHOTOMETRIC REPORT
CATALOG: FB-7W-TA210

CANDELA TABLE - TYPE C

	0
0	355
5	311
15	122
55	23
65	17
75	9
85	4
90	3
95	0
100	0
105	0
110	0
115	0
120	0
125	0
130	0
135	0
140	0
145	0
150	0
155	0
160	0
165	0
170	0
175	0
180	0