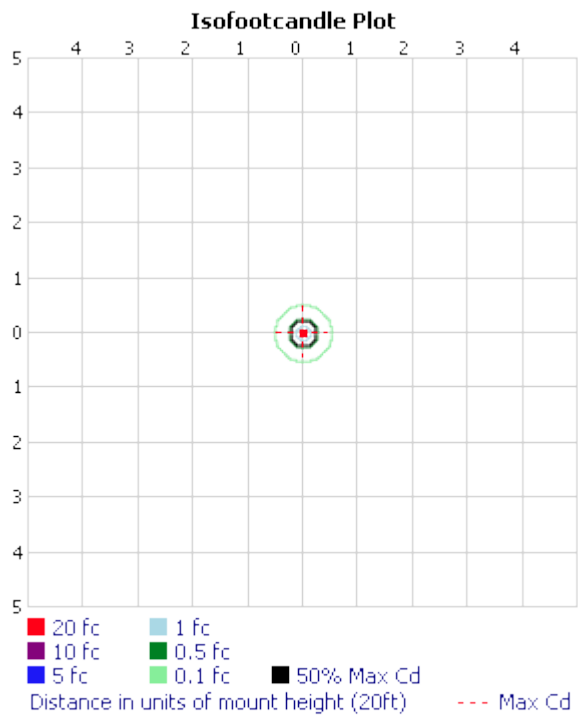
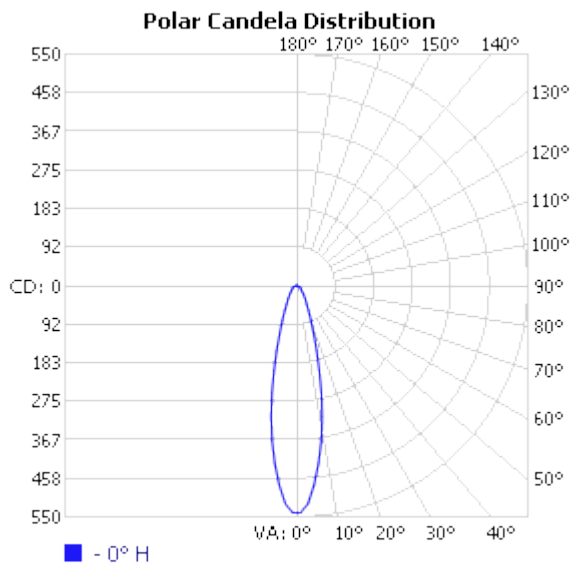


**OUTDOOR PHOTOMETRIC REPORT**

CATALOG: FB-6W-TA-300

MANUFACTURER: SPJ LIGHTING  
 TEST #: L11135303R01  
 TEST LAB: LIGHT LABORATORY, INC.  
 ISSUE DATE: 12/19/2013  
 CATALOG #: FB-6W-TA-300  
 LUMINAIRE: 1-3/8"DIA. X 2"H. LED LUMINAIRE  
 LAMP CAT #: N/A  
 LAMP OUTPUT: 1 LAMP, TOTAL LUMINAIRE LUMENS: 196.7  
**TEST BASED ON ABSOLUTE PHOTOMETRY \***  
 INPUT WATTAGE: 4.34  
 LUMINOUS OPENING: VERTICAL CYLINDER (DIA : 1.32", H: 0.36")  
 MAX CD: 540.0 AT HORIZONTAL: 0°, VERTICAL: 0°  
 ROADWAY CLASS: TYPE V

No  
 Photo  
 Available



**\*TEST BASED ON ABSOLUTE PHOTOMETRY WHERE LAMP LUMENS=LUMENS TOTAL.  
 \*CUTOFF CLASSIFICATION AND EFFICIENCY CANNOT BE PROPERLY CALCULATED FOR ABSOLUTE PHOTOMETRY.**

REPORTED DATA CALCULATED FROM MANUFACTURER'S DATA FILE, BASED ON IESNA RECOMMENDED METHODS.

**OUTDOOR PHOTOMETRIC REPORT**

CATALOG: FB-6W-TA-300

**ZONAL LUMEN SUMMARY**

ZONE	LUMENS	% LUMINAIRE
0-30	131.8	67%
0-40	152.8	77.7%
0-60	178.3	90.6%
60-90	18.2	9.2%
70-100	8.5	4.3%
90-120	0.3	0.1%
0-90	196.5	99.9%
90-180	0.3	0.1%
0-180	196.7	100%

**LUMENS PER ZONE**

ZONE	LUMENS	% TOTAL	ZONE	LUMENS	% TOTAL
0-10	41.3	21.0%	90-100	0.3	0.1%
10-20	57.5	29.3%	100-110	0	0%
20-30	32.9	16.7%	110-120	0	0%
30-40	21.1	10.7%	120-130	0	0%
40-50	14.2	7.2%	130-140	0	0%
50-60	11.2	5.7%	140-150	0	0%
60-70	9.9	5.0%	150-160	0	0%
70-80	6.3	3.2%	160-170	0	0%
80-90	1.9	1.0%	170-180	0	0%

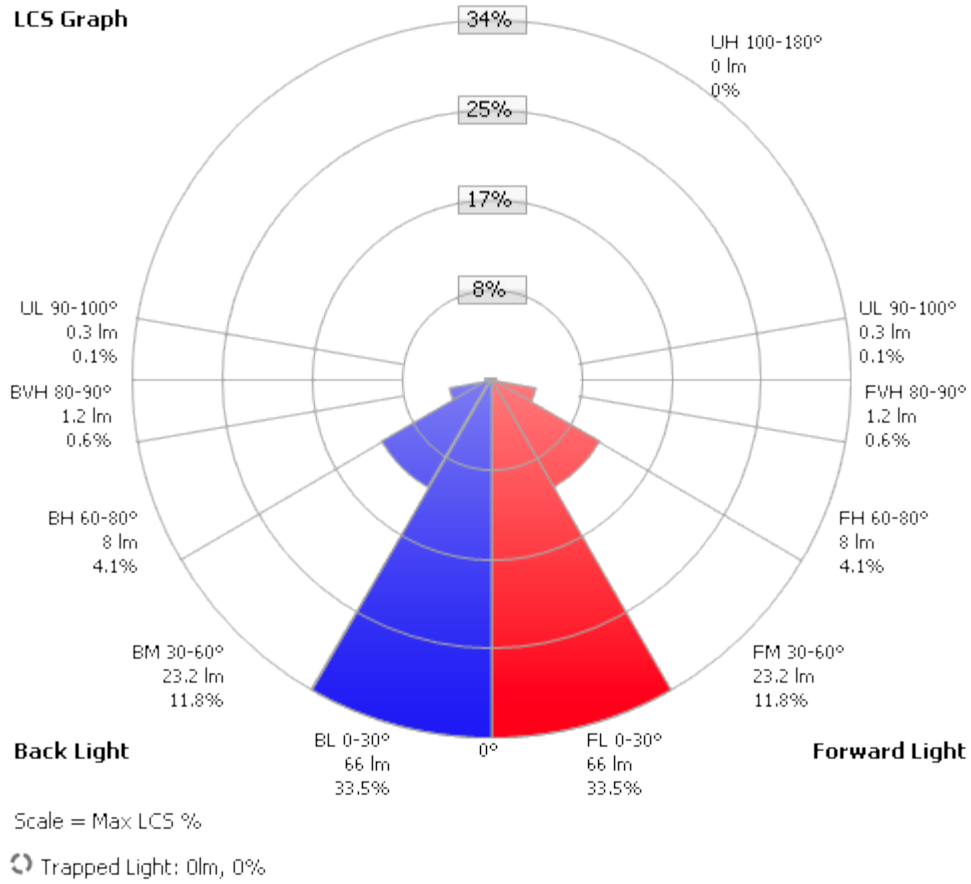
**ROADWAY SUMMARY**

DISTRIBUTION:	TYPE V	
MAX CD, 90 DEG VERT:	1.0	
MAX CD, 80 TO <90 DEG:	2.0	
	LUMENS	% LAMP
DOWNWARD STREET SIDE:	98.4	50%
DOWNWARD HOUSE SIDE:	98.4	50%
DOWNWARD TOTAL:	196.7	100%
UPWARD STREET SIDE:	0.1	0.1%
UPWARD HOUSE SIDE:	0.1	0.1%
UPWARD TOTAL:	0.3	0.1%
TOTAL LUMENS:	197.0	100.1%

**LCS TABLE**

BUG RATING	B0 - U1 - G0	
FORWARD LIGHT	LUMENS	LUMENS %
LOW(0-30):	66.0	33.5%
MEDIUM(30-60):	23.2	11.8%
HIGH(60-80):	8.0	4.1%
VERY HIGH(80-90):	1.2	0.6%
BACK LIGHT		
LOW(0-30):	66.0	33.5%
MEDIUM(30-60):	23.2	11.8%
HIGH(60-80):	8.0	4.1%
VERY HIGH(80-90):	1.2	0.6%
UPLIGHT		
LOW(90-100):	0.3	0.1%
HIGH(100-180):	0	0%
TRAPPED LIGHT:	0	0%

**OUTDOOR PHOTOMETRIC REPORT**  
 CATALOG: FB-6W-TA-300



**OUTDOOR PHOTOMETRIC REPORT**  
CATALOG: FB-6W-TA-300

**CANDELA TABLE - TYPE C**

	0
0	<b>540</b>
5	475
15	<b>208</b>
55	12
65	10
75	6
85	2
90	1
95	0
100	0
105	0
110	0
115	0
120	0
125	0
130	0
135	0
140	0
145	0
150	0
155	0
160	0
165	0
170	0
175	0
180	0

