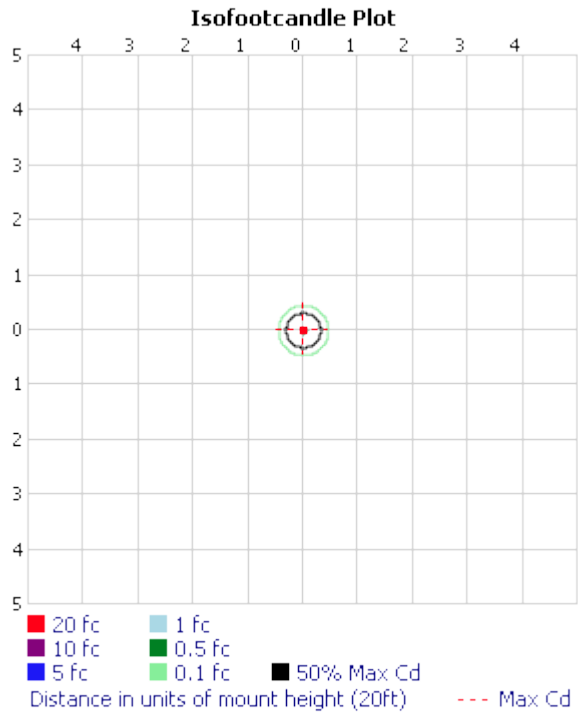
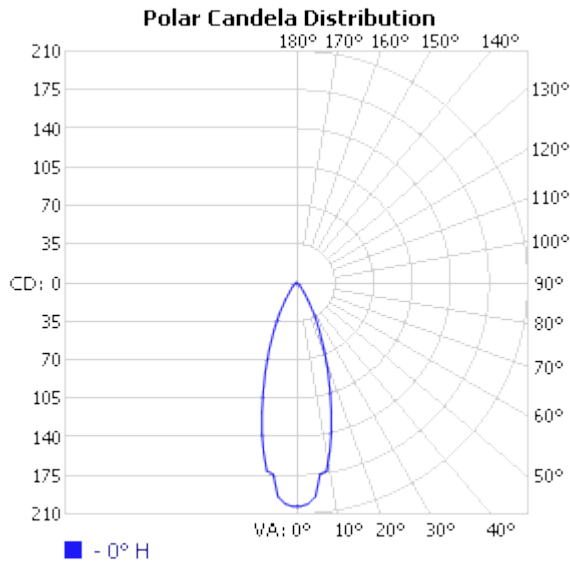


OUTDOOR PHOTOMETRIC REPORT

CATALOG: FB-3W-CYL-TA105

MANUFACTURER: SPJ LIGHTING
 TEST #: L11135301R01
 TEST LAB: LIGHT LABORATORY, INC.
 ISSUE DATE: 12/19/2013
 CATALOG #: FB-3W-CYL-TA105
 LUMINAIRE: 1-3/8"DIA. X 1-3/8"H. LED LUMINAIRE
 LAMP CAT #: N/A
 LAMP OUTPUT: 1 LAMP, TOTAL LUMINAIRE LUMENS: 91.3
TEST BASED ON ABSOLUTE PHOTOMETRY *
 INPUT WATTAGE: 1.63
 LUMINOUS OPENING: CIRCULAR (DIA: 0.36")
 MAX CD: 203.0 AT HORIZONTAL: 0°, VERTICAL: 0°
 ROADWAY CLASS: TYPE V

No
Photo
Available



***TEST BASED ON ABSOLUTE PHOTOMETRY WHERE LAMP LUMENS=LUMENS TOTAL.
 *CUTOFF CLASSIFICATION AND EFFICIENCY CANNOT BE PROPERLY CALCULATED FOR ABSOLUTE PHOTOMETRY.**

REPORTED DATA CALCULATED FROM MANUFACTURER'S DATA FILE, BASED ON IESNA RECOMMENDED METHODS.

OUTDOOR PHOTOMETRIC REPORT

CATALOG: FB-3W-CYL-TA105

ZONAL LUMEN SUMMARY

ZONE	LUMENS	% LUMINAIRE
0-30	74.3	81.4%
0-40	84.5	92.5%
0-60	90.4	98.9%
60-90	1.0	1.1%
70-100	0	0%
90-120	0	0%
0-90	91.3	100%
90-180	0	0%
0-180	91.3	100%

LUMENS PER ZONE

ZONE	LUMENS	% TOTAL	ZONE	LUMENS	% TOTAL
0-10	17.4	19.1%	90-100	0	0%
10-20	33.3	36.5%	100-110	0	0%
20-30	23.6	25.8%	110-120	0	0%
30-40	10.2	11.2%	120-130	0	0%
40-50	3.8	4.2%	130-140	0	0%
50-60	2.0	2.2%	140-150	0	0%
60-70	1.0	1.1%	150-160	0	0%
70-80	0	0.0%	160-170	0	0%
80-90	0	0.0%	170-180	0	0%

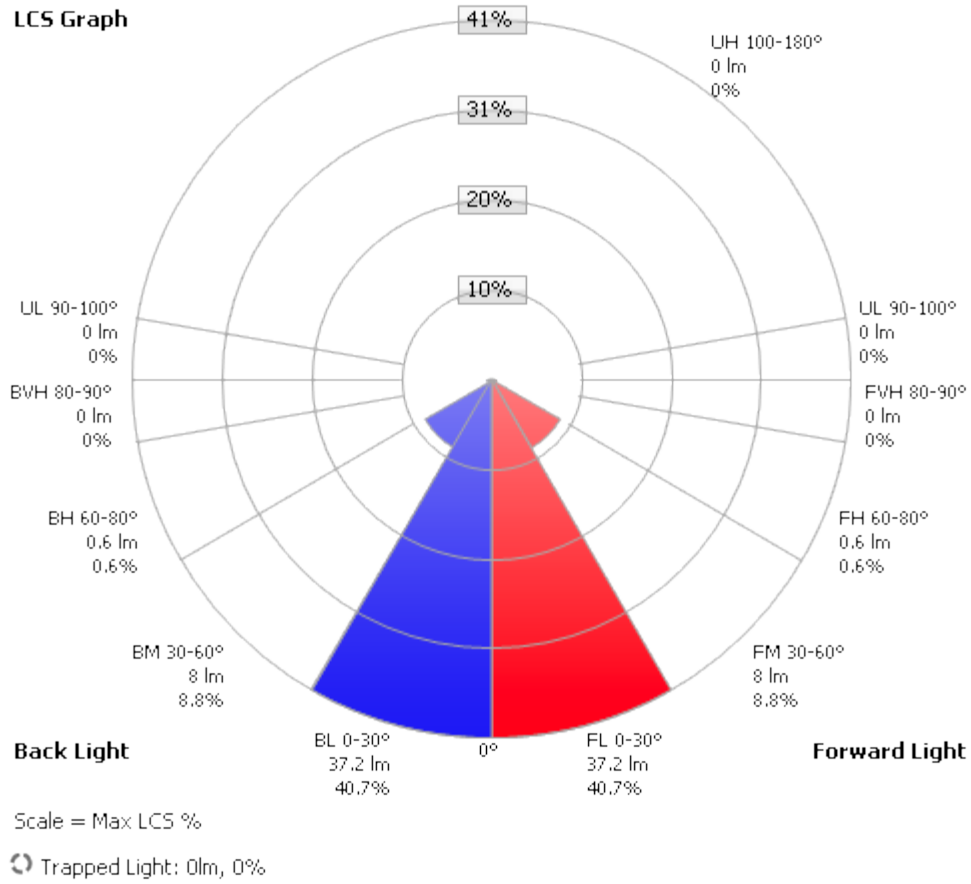
ROADWAY SUMMARY

DISTRIBUTION:	TYPE V	LUMENS	% LAMP
MAX CD, 90 DEG VERT:	0		
MAX CD, 80 TO <90 DEG:	0		
DOWNWARD STREET SIDE:		45.7	50.1%
DOWNWARD HOUSE SIDE:		45.7	50.1%
DOWNWARD TOTAL:		91.5	100.1%
UPWARD STREET SIDE:		0	0%
UPWARD HOUSE SIDE:		0	0%
UPWARD TOTAL:		0	0%
TOTAL LUMENS:		91.5	100.1%

LCS TABLE

BUG RATING	B0 - U0 - G0	
FORWARD LIGHT	LUMENS	LUMENS %
LOW(0-30):	37.2	40.7%
MEDIUM(30-60):	8.0	8.8%
HIGH(60-80):	0.6	0.6%
VERY HIGH(80-90):	0	0%
BACK LIGHT		
LOW(0-30):	37.2	40.7%
MEDIUM(30-60):	8.0	8.8%
HIGH(60-80):	0.6	0.6%
VERY HIGH(80-90):	0	0%
UPLIGHT		
LOW(90-100):	0	0%
HIGH(100-180):	0	0%
TRAPPED LIGHT:	0	0%

OUTDOOR PHOTOMETRIC REPORT
 CATALOG: FB-3W-CYL-TA105



OUTDOOR PHOTOMETRIC REPORT
CATALOG: FB-3W-CYL-TA105

CANDELA TABLE - TYPE C

	0
0	203
5	195
15	122
55	2
65	1
75	0
85	0
90	0