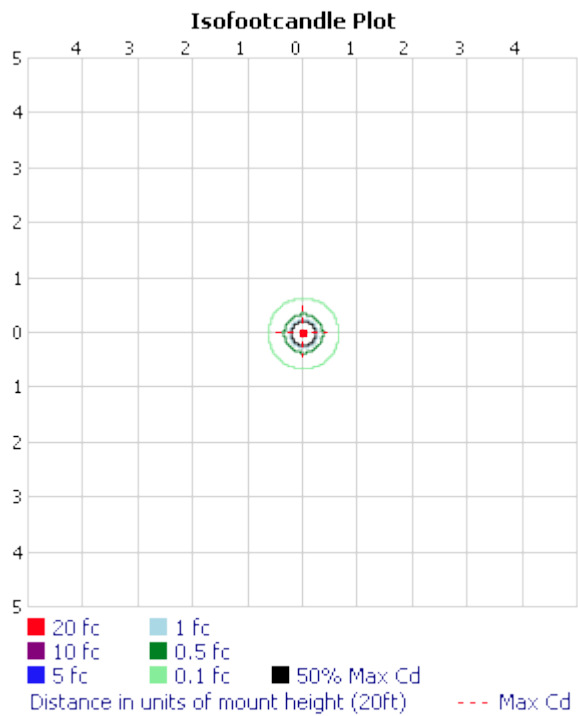
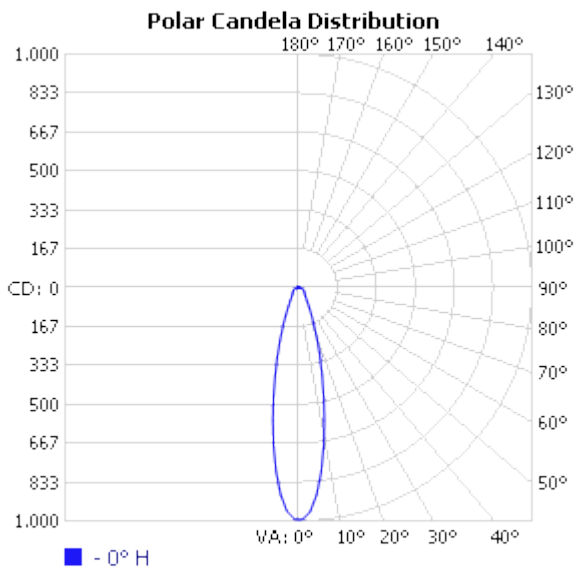


OUTDOOR PHOTOMETRIC REPORT

CATALOG: FB-12W-TA550

MANUFACTURER: SPJ LIGHTING
 TEST #: L11135306R01
 TEST LAB: LIGHT LABORATORY, INC.
 ISSUE DATE: 12/19/2013
 CATALOG #: FB-12W-TA550
 LUMINAIRE: 2"DIA. X 2-1/4"H. LED LUMINAIRE
 LAMP CAT #: N/A
 LAMP OUTPUT: 1 LAMP, TOTAL LUMINAIRE LUMENS: 409.8
TEST BASED ON ABSOLUTE PHOTOMETRY *
 INPUT WATTAGE: 8.16
 LUMINOUS OPENING: VERTICAL CYLINDER (DIA : 1.56", H: 0.48")
 MAX CD: 994.0 AT HORIZONTAL: 0°, VERTICAL: 0°
 ROADWAY CLASS: TYPE V

No
 Photo
 Available



***TEST BASED ON ABSOLUTE PHOTOMETRY WHERE LAMP LUMENS=LUMENS TOTAL.
 *CUTOFF CLASSIFICATION AND EFFICIENCY CANNOT BE PROPERLY CALCULATED FOR ABSOLUTE PHOTOMETRY.**

REPORTED DATA CALCULATED FROM MANUFACTURER'S DATA FILE, BASED ON IESNA RECOMMENDED METHODS.

OUTDOOR PHOTOMETRIC REPORT

CATALOG: FB-12W-TA550

ZONAL LUMEN SUMMARY

ZONE	LUMENS	% LUMINAIRE
0-30	246.9	60.2%
0-40	284.0	69.3%
0-60	340.4	83.1%
60-90	50.5	12.3%
70-100	32.2	7.8%
90-120	15.0	3.7%
0-90	390.9	95.4%
90-180	18.9	4.6%
0-180	409.8	100%

LUMENS PER ZONE

ZONE	LUMENS	% TOTAL	ZONE	LUMENS	% TOTAL
0-10	76.6	18.7%	90-100	5.5	1.3%
10-20	107.7	26.3%	100-110	5.3	1.3%
20-30	62.6	15.3%	110-120	4.2	1%
30-40	37.1	9.1%	120-130	2.7	0.7%
40-50	29.0	7.1%	130-140	1.2	0.3%
50-60	27.4	6.7%	140-150	0	0%
60-70	23.8	5.8%	150-160	0	0%
70-80	18.0	4.4%	160-170	0	0%
80-90	8.7	2.1%	170-180	0	0%

ROADWAY SUMMARY

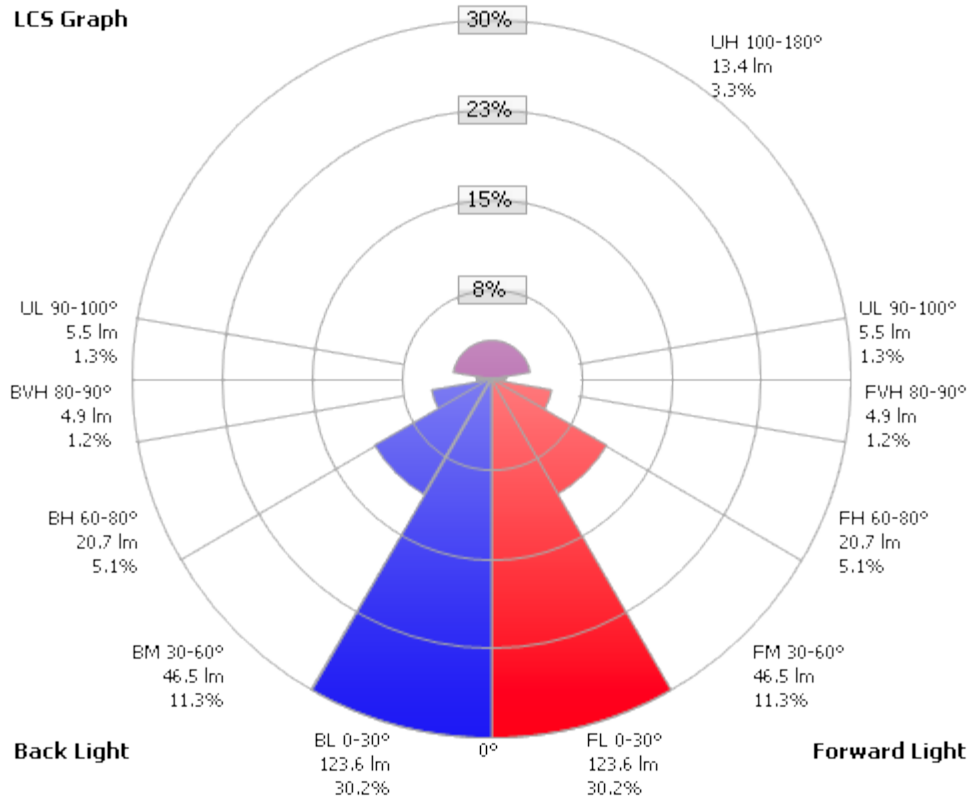
DISTRIBUTION:	TYPE V	
MAX CD, 90 DEG VERT:	5.0	
MAX CD, 80 TO <90 DEG:	9.0	
	LUMENS	% LAMP
DOWNWARD STREET SIDE:	195.7	47.8%
DOWNWARD HOUSE SIDE:	195.7	47.8%
DOWNWARD TOTAL:	391.4	95.5%
UPWARD STREET SIDE:	9.4	2.3%
UPWARD HOUSE SIDE:	9.4	2.3%
UPWARD TOTAL:	18.9	4.6%
TOTAL LUMENS:	410.3	100.1%

LCS TABLE

BUG RATING	B1 - U2 - G0	
FORWARD LIGHT	LUMENS	LUMENS %
LOW(0-30):	123.6	30.2%
MEDIUM(30-60):	46.5	11.3%
HIGH(60-80):	20.7	5.1%
VERY HIGH(80-90):	4.9	1.2%
BACK LIGHT	LUMENS	LUMENS %
LOW(0-30):	123.6	30.2%
MEDIUM(30-60):	46.5	11.3%
HIGH(60-80):	20.7	5.1%
VERY HIGH(80-90):	4.9	1.2%
UPLIGHT	LUMENS	LUMENS %
LOW(90-100):	5.5	1.3%
HIGH(100-180):	13.4	3.3%
TRAPPED LIGHT:	0	0%

OUTDOOR PHOTOMETRIC REPORT
 CATALOG: FB-12W-TA550

LCS Graph



Back Light

Forward Light

Scale = Max LCS %

Trapped Light: 0lm, 0%

OUTDOOR PHOTOMETRIC REPORT
CATALOG: FB-12W-TA550

CANDELA TABLE - TYPE C

	0
0	994
5	889
15	389
55	30
65	24
75	17
85	9
90	5
95	5
100	5
105	5
110	5
115	4
120	4
125	3
130	2
135	2
140	0
145	0
150	0
155	0
160	0
165	0
170	0
175	0
180	0