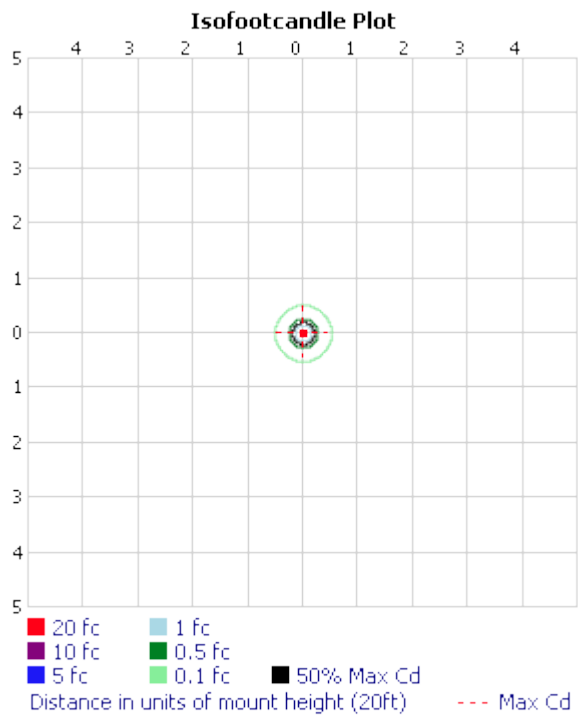
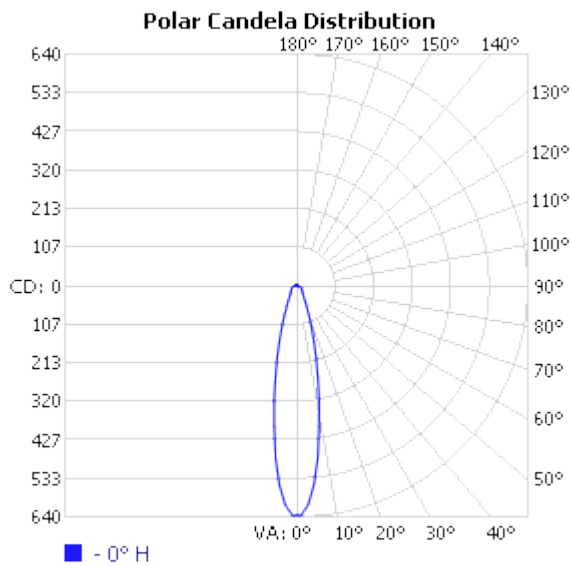


OUTDOOR PHOTOMETRIC REPORT

CATALOG: FB-10W-TA300

MANUFACTURER: SPJ LIGHTING
 TEST #: L11135305R01
 TEST LAB: LIGHT LABORATORY, INC.
 ISSUE DATE: 12/19/2013
 CATALOG #: FB-10W-TA300
 LUMINAIRE: 2"DIA. X 2-1/4"H. LED LUMINAIRE
 LAMP CAT #: N/A
 LAMP OUTPUT: 1 LAMP, TOTAL LUMINAIRE LUMENS: 230.3
TEST BASED ON ABSOLUTE PHOTOMETRY *
 INPUT WATTAGE: 4.98
 LUMINOUS OPENING: VERTICAL CYLINDER (DIA : 1.56", H: 0.48")
 MAX CD: 636.0 AT HORIZONTAL: 0°, VERTICAL: 1°
 ROADWAY CLASS: TYPE V

No
 Photo
 Available



***TEST BASED ON ABSOLUTE PHOTOMETRY WHERE LAMP LUMENS=LUMENS TOTAL.
 *CUTOFF CLASSIFICATION AND EFFICIENCY CANNOT BE PROPERLY CALCULATED FOR ABSOLUTE PHOTOMETRY.**

VISUAL PHOTOMETRIC TOOL 1.2.44 COPYRIGHT 2014, ACUITY BRANDS LIGHTING
 REPORTED DATA CALCULATED FROM MANUFACTURER'S DATA FILE, BASED ON IESNA RECOMMENDED METHODS.

OUTDOOR PHOTOMETRIC REPORT

CATALOG: FB-10W-TA300

ZONAL LUMEN SUMMARY

ZONE	LUMENS	% LUMINAIRE
0-30	137.4	59.7%
0-40	157.9	68.6%
0-60	191.8	83.3%
60-90	27.5	11.9%
70-100	16.9	7.3%
90-120	9.2	4%
0-90	219.3	95.2%
90-180	11.0	4.8%
0-180	230.3	100%

LUMENS PER ZONE

ZONE	LUMENS	% TOTAL	ZONE	LUMENS	% TOTAL
0-10	46.3	20.1%	90-100	3.3	1.4%
10-20	58.3	25.3%	100-110	3.2	1.4%
20-30	32.8	14.3%	110-120	2.7	1.2%
30-40	20.5	8.9%	120-130	1.6	0.7%
40-50	17.4	7.5%	130-140	0.2	0.1%
50-60	16.5	7.2%	140-150	0	0%
60-70	13.9	6.0%	150-160	0	0%
70-80	9.5	4.1%	160-170	0	0%
80-90	4.1	1.8%	170-180	0	0%

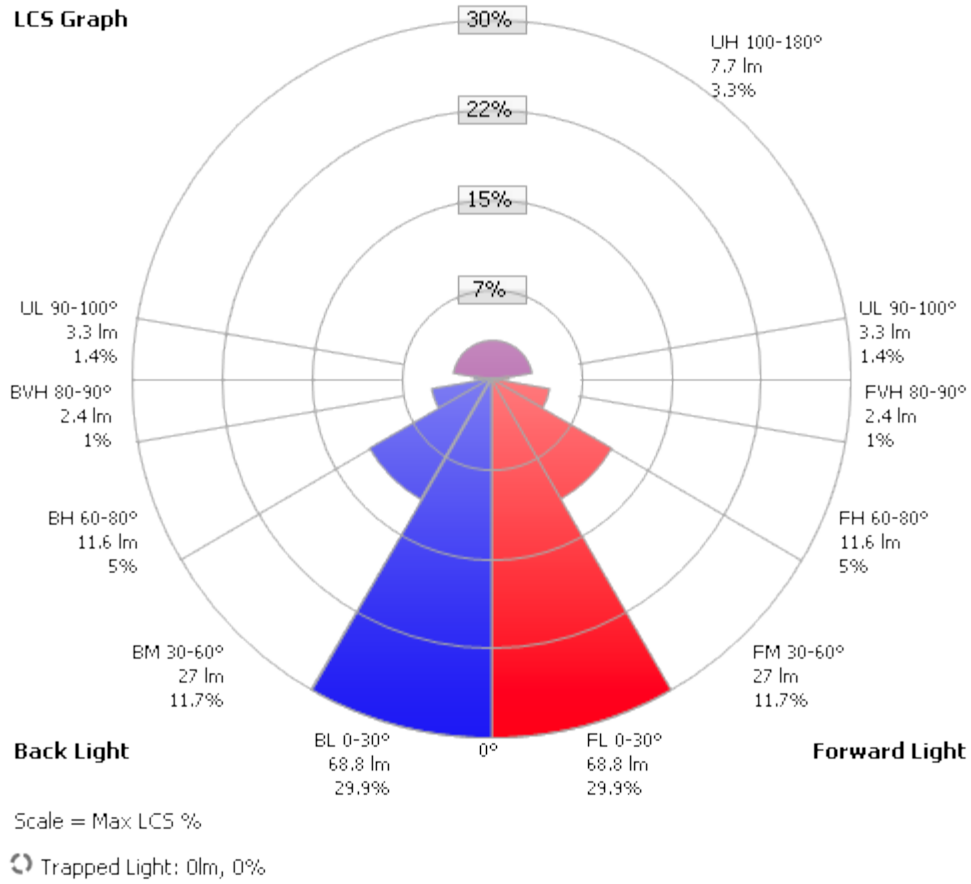
ROADWAY SUMMARY

DISTRIBUTION:	TYPE V	LUMENS	% LAMP
MAX CD, 90 DEG VERT:	3.0		
MAX CD, 80 TO <90 DEG:	4.0		
DOWNWARD STREET SIDE:		109.8	47.7%
DOWNWARD HOUSE SIDE:		109.8	47.7%
DOWNWARD TOTAL:		219.6	95.4%
UPWARD STREET SIDE:		5.5	2.4%
UPWARD HOUSE SIDE:		5.5	2.4%
UPWARD TOTAL:		11.0	4.8%
TOTAL LUMENS:		230.6	100.1%

LCS TABLE

BUG RATING	B0 - U1 - G0	
FORWARD LIGHT	LUMENS	LUMENS %
LOW(0-30):	68.8	29.9%
MEDIUM(30-60):	27.0	11.7%
HIGH(60-80):	11.6	5%
VERY HIGH(80-90):	2.4	1%
BACK LIGHT		
LOW(0-30):	68.8	29.9%
MEDIUM(30-60):	27.0	11.7%
HIGH(60-80):	11.6	5%
VERY HIGH(80-90):	2.4	1%
UPLIGHT		
LOW(90-100):	3.3	1.4%
HIGH(100-180):	7.7	3.3%
TRAPPED LIGHT:	0	0%

OUTDOOR PHOTOMETRIC REPORT
 CATALOG: FB-10W-TA300



OUTDOOR PHOTOMETRIC REPORT
CATALOG: FB-10W-TA300

CANDELA TABLE - TYPE C

	0
0	635
5	552
15	209
55	18
65	14
75	9
85	4
90	3
95	3
100	3
105	3
110	3
115	3
120	2
125	2
130	1
135	0
140	0
145	0
150	0
155	0
160	0
165	0
170	0
175	0
180	0