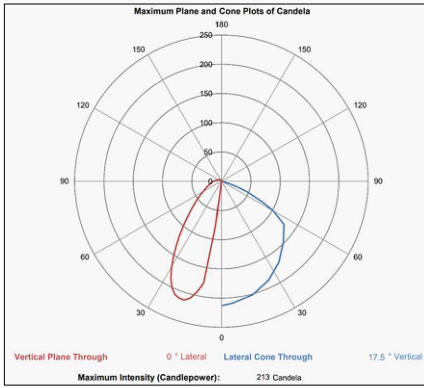
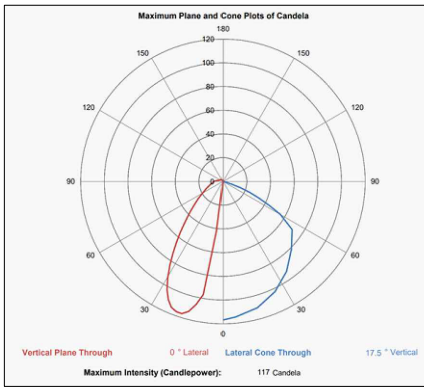


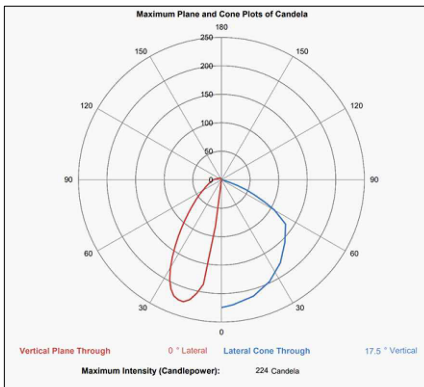
ITEM	PL-B26
COLOR TEMPERATURE	2700K
FIXTURE POWER	2W
FIXTURE FLUX	64LM
EFFICACY	41.2LM/W
LMAX	111CD



ITEM	PL-B26
COLOR TEMPERATURE	2700K
FIXTURE POWER	6W
FIXTURE FLUX	123LM
EFFICACY	49.1LM/W
LMAX	213CD



ITEM	PL-B26
COLOR TEMPERATURE	4000K
FIXTURE POWER	2W
FIXTURE FLUX	67LM
EFFICACY	43.4LM/W
LMAX	117CD



ITEM	PL-B26
COLOR TEMPERATURE	4000K
FIXTURE POWER	6W
FIXTURE FLUX	129LM
EFFICACY	51.8LM/W
LMAX	224CD



**SPJ LIGHTING Inc.**  
ARCHITECTURAL LANDSCAPE & OUTDOOR LIGHTING

PLAN TYPE	PHOTOMETRICS PLOT
PRODUCT	BOL-B20
PROJECT NAME	

DATE	6/11/21
SCALE	NTS
PC. NO.	
FILE NO.	PH-ST-PL-B26
DRAWN BY:	C.P.
QC ITEM NO.	

SHEET	3
OF	3