

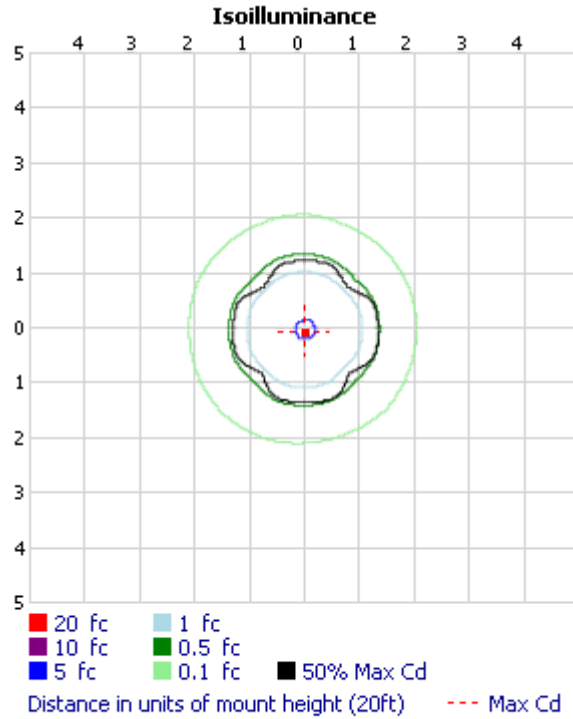
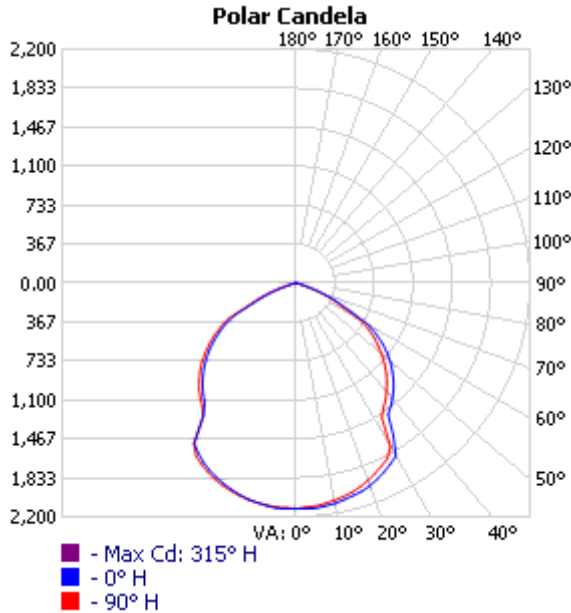
**OUTDOOR PHOTOMETRIC REPORT**

CATALOG: 7,702



Manufacturer: QSSI  
 Test #: 7,702  
 Test Lab: CSA Group  
 Description: AL50QF1X56U5KC  
 Lamp Output: Total luminaire Lumens: 5021.5, **absolute photometry \***  
 Input Wattage: 61.29  
 Luminous Opening: Point  
 Max Cd: 2,134.8 at Horizontal: 315°, Vertical: 5°  
 Roadway Class: Type VS

No  
Photo  
Available



\*Test based on absolute photometry where lamp lumens=lumens total.  
 \*Cutoff Classification and efficiency cannot be properly calculated for absolute photometry.

Visual Photometric Tool 1.2.46 copyright 2022, Acuity Brands Lighting.  
 This Photometric report has been generated using methods recommended by the IESNA. Calculations are based on Photometric data provided by the manufacturer, and the accuracy of this Photometric report is dependent on the accuracy of the data provided. End-user environment and application (including, but not limited to, voltage variation and dirt accumulation) can cause actual Photometric performance to differ from the performance calculated using the data provided by the manufacturer. This report is provided without warranty as to accuracy, completeness, reliability or otherwise. In no event will Acuity Brands Lighting be responsible for any loss resulting from any use of this report.

**Zonal Lumen Summary**

Zone	Lumens	% Luminaire
0-30	1,678.3	33.4%
0-40	2,698.1	53.7%
0-60	4,473.6	89.1%
60-90	547.9	10.9%
70-100	91.0	1.8%
90-120	0.003	0%
0-90	5,021.5	100%
90-180	0.003	0%
0-180	5,021.5	100%

**Lumens Per Zone**

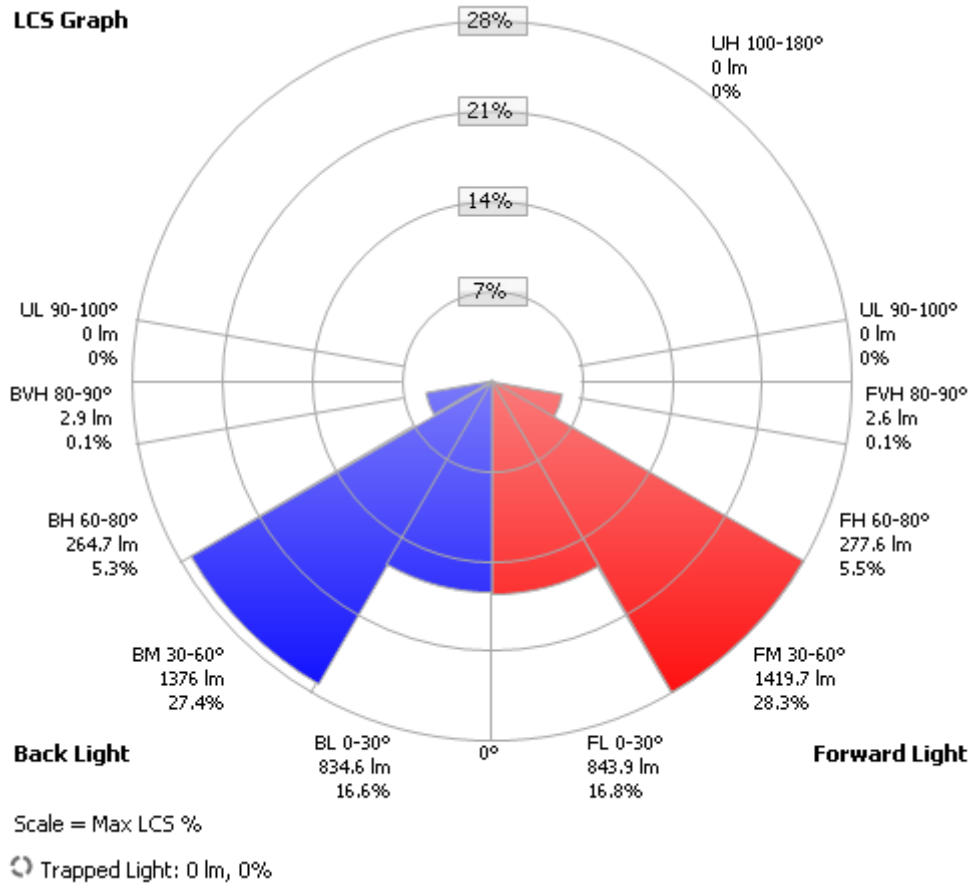
Zone	Lumens	% Total	Zone	Lumens	% Total
0-10	201.5	4.0%	90-100	0.003	0%
10-20	581.9	11.6%	100-110	0.000	0%
20-30	894.9	17.8%	110-120	0.000	0%
30-40	1,019.8	20.3%	120-130	0.000	0%
40-50	959.7	19.1%	130-140	0.000	0%
50-60	815.8	16.2%	140-150	0.000	0%
60-70	456.9	9.1%	150-160	0.000	0%
70-80	85.4	1.7%	160-170	0.000	0%
80-90	5.6	0.1%	170-180	0.000	0%

**Roadway Summary**

Distribution:	Type	VS
Max Cd, 90 Deg Vert:		0.2
Max Cd, 80 to <90 Deg:		21.6
	Lumens	% Lamp
Downward Street Side:	2,543.8	50.7%
Downward House Side:	2,478.3	49.4%
Downward Total:	5,022.1	100%
Upward Street Side:	0.001	0%
Upward House Side:	0.002	0%
Upward Total:	0.003	0%
Total Lumens:	5,022.1	100%

**LCS Table**

BUG Rating	B2 - U1 - G0	
Forward Light	Lumens	Lumens %
Low(0-30):	843.9	16.8%
Medium(30-60):	1,419.7	28.3%
High(60-80):	277.6	5.5%
Very High(80-90):	2.6	0.1%
Back Light	Lumens	Lumens %
Low(0-30):	834.6	16.6%
Medium(30-60):	1,376.0	27.4%
High(60-80):	264.7	5.3%
Very High(80-90):	2.9	0.1%
Uplight	Lumens	Lumens %
Low(90-100):	0.003	0%
High(100-180):	0.000	0%
Trapped Light:	0.000	0%



**Candela Table - Type C**

	0	22.5	45	67.5	90	112.5	135	157.5	180	202.5	225	247.5	270	292.5	315	337.5	360
0	2123	2123	2123	2123	2123	2123	2123	2123	2123	2123	2123	2123	2123	2123	2123	2123	2123
5	2126	2103	2115	2121	2106	2106	2118	2119	2125	2106	2116	2130	2117	2120	2135	2135	2126
10	2106	2090	2092	2098	2076	2076	2091	2088	2098	2086	2097	2115	2098	2104	2121	2121	2106
15	2070	2057	2051	2056	2035	2032	2047	2045	2060	2045	2055	2079	2069	2077	2094	2094	2070
20	2029	2012	2001	2002	1975	1976	1986	1990	2005	1988	2007	2027	2025	2031	2052	2053	2029
25	1960	1947	1935	1929	1899	1903	1912	1913	1937	1925	1943	1965	1963	1976	1995	1996	1960
30	1877	1868	1852	1842	1774	1809	1821	1817	1845	1844	1863	1887	1882	1808	1920	1923	1877
35	1510	1591	1755	1493	1431	1474	1711	1573	1519	1707	1764	1694	1528	1635	1831	1719	1510
40	1412	1390	1441	1349	1323	1326	1440	1328	1361	1375	1612	1408	1403	1430	1671	1447	1412
45	1296	1270	1126	1228	1200	1202	1111	1204	1242	1252	1246	1289	1289	1318	1315	1334	1296
50	1159	1134	949	1089	1056	1062	894	1060	1104	1116	961	1156	1157	1184	1019	1205	1159
55	994	943	814	887	897	866	758	867	944	928	833	975	997	998	891	1012	994
60	791	756	652	710	710	690	604	690	767	751	683	793	819	816	735	834	791
65	447	395	456	370	404	351	417	364	446	444	499	525	497	514	545	499	447
70	228	191	178	170	188	161	161	164	231	212	235	229	275	246	265	238	228
75	56	48	48	44	46	44	48	46	64	66	68	76	77	82	72	73	56
80	14	13	13	12	11	13	13	14	20	21	21	21	22	21	20	20	14
85	3	3	2	2	2	2	3	3	4	5	5	4	4	4	4	4	3
90	0	0	0	0	0	0	0	0	0	0	0	0	0	0	0	0	0
95	0	0	0	0	0	0	0	0	0	0	0	0	0	0	0	0	0
100	0	0	0	0	0	0	0	0	0	0	0	0	0	0	0	0	0
105	0	0	0	0	0	0	0	0	0	0	0	0	0	0	0	0	0
110	0	0	0	0	0	0	0	0	0	0	0	0	0	0	0	0	0
115	0	0	0	0	0	0	0	0	0	0	0	0	0	0	0	0	0
120	0	0	0	0	0	0	0	0	0	0	0	0	0	0	0	0	0
125	0	0	0	0	0	0	0	0	0	0	0	0	0	0	0	0	0
130	0	0	0	0	0	0	0	0	0	0	0	0	0	0	0	0	0
135	0	0	0	0	0	0	0	0	0	0	0	0	0	0	0	0	0
140	0	0	0	0	0	0	0	0	0	0	0	0	0	0	0	0	0
145	0	0	0	0	0	0	0	0	0	0	0	0	0	0	0	0	0
150	0	0	0	0	0	0	0	0	0	0	0	0	0	0	0	0	0
155	0	0	0	0	0	0	0	0	0	0	0	0	0	0	0	0	0
160	0	0	0	0	0	0	0	0	0	0	0	0	0	0	0	0	0
165	0	0	0	0	0	0	0	0	0	0	0	0	0	0	0	0	0
170	0	0	0	0	0	0	0	0	0	0	0	0	0	0	0	0	0
175	0	0	0	0	0	0	0	0	0	0	0	0	0	0	0	0	0
180	0	0	0	0	0	0	0	0	0	0	0	0	0	0	0	0	0