

PRODUCT: **A18-IG**

WEIGHT: 9 lbs.

CONCRETE COLOR:

- COAST
- CONCRETE
- CARBON
- CLAY
- BARK

CONCRETE TEXTURE:

- ETCHED
- POLISHED

LIGHT ENGINE:

- 2W 125 LUMENS
- 6W 300 LUMENS

QUANTITY:     

SEALER: STD. SEALER 4200

**GENERAL PRODUCT NOTES:**

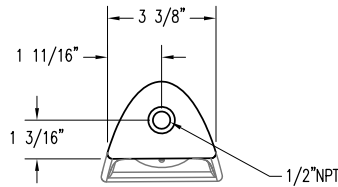
E = EXPOSED FINISHED SURFACE

INSTALLATION IS REQUIRED BY OTHERS.

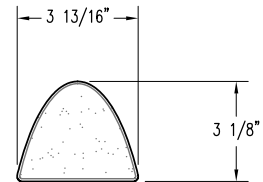
ALL EDGES TO BE EASED.

MANUFACTURING TOLERANCE  $\pm 1/4"$ .

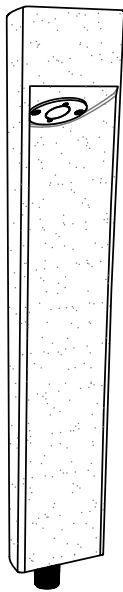
2700K STANDARD ELECTRICAL TEMPERATURE: 8-15V



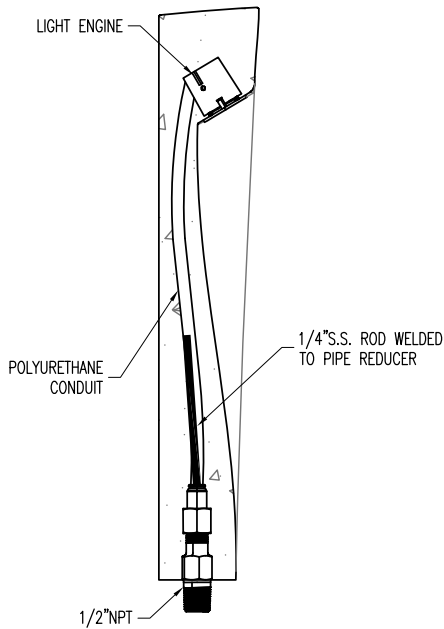
BOTTOM VIEW



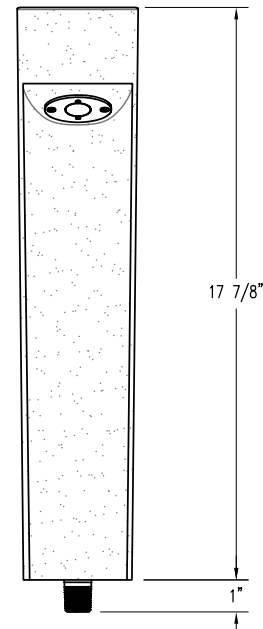
PLAN VIEW



PERSPECTIVE VIEW



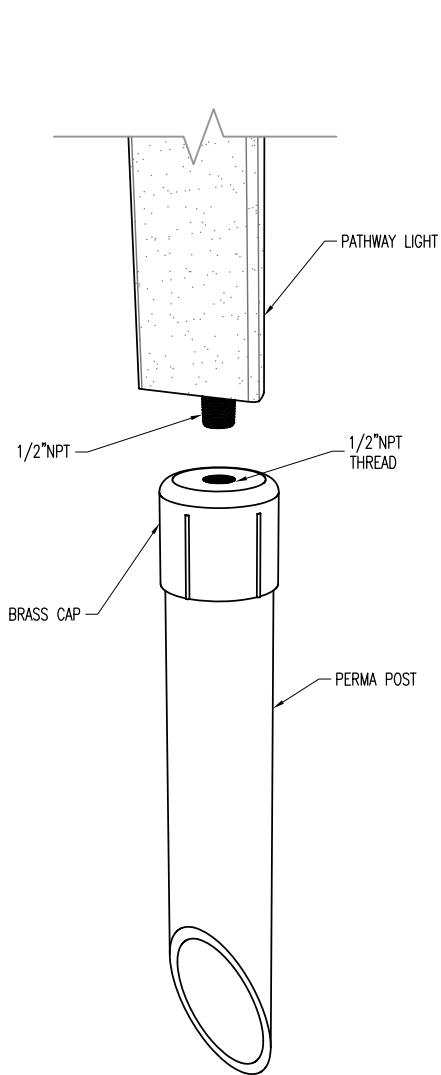
SECTION VIEW



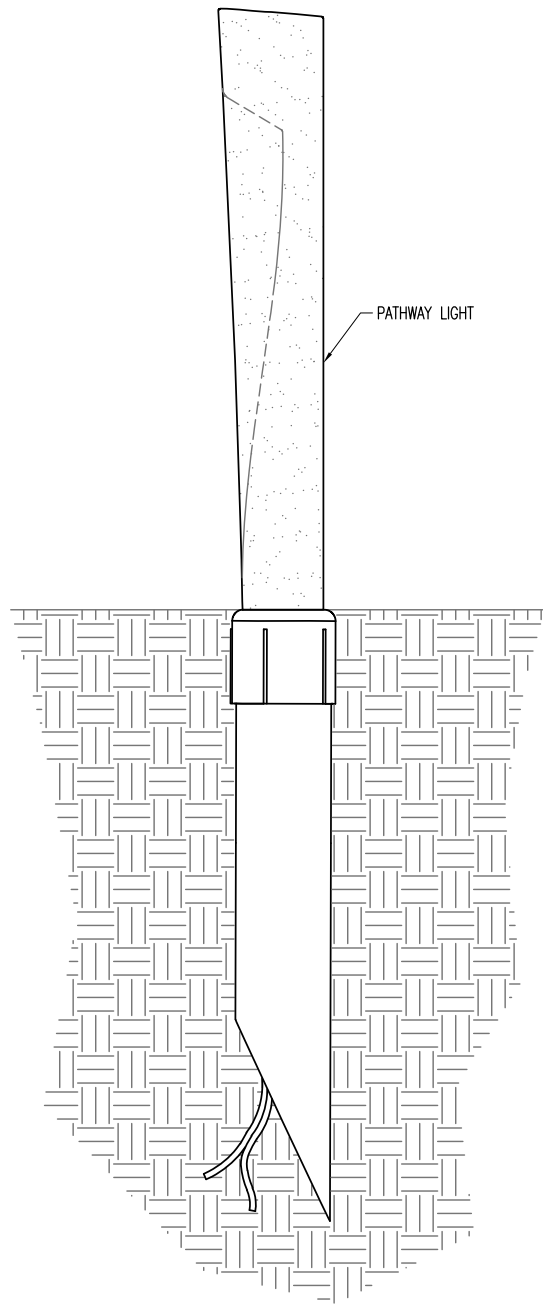
ELEVATION VIEW

**SPJ** LIGHTING Inc.  
ARCHITECTURAL LANDSCAPE & OUTDOOR LIGHTING

PLAN TYPE	CONSTRUCTION PLAN	DATE	11/2/20	FILE NO.	001_ST-PL-A18-IG	SHEET	1
PRODUCT	A18-IG PATHWAY LIGHT IN GROUND	SCALE	2" = 1'	DRAWN BY:	W.R.	OF	2
PROJECT NAME		PC. NO.		QC ITEM NO.			



PERSPECTIVE VIEW  
N.T.S.



INSTALLATION SIDE VIEW  
N.T.S.

<b>SPJ</b> LIGHTING Inc. ARCHITECTURAL LANDSCAPE & OUTDOOR LIGHTING	PLAN TYPE	INSTALLATION PLAN	DATE	FILE NO.	SHEET
	PRODUCT	A18   PATHWAY LIGHT   IN GROUND	11/2/20	001a_ST-PL-A18-IG IN	2
	PROJECT NAME		SCALE	DRAWN BY:	OF
			3" = 1'	W.R.	2
			PC. NO.	QC ITEM NO.	