



UL LLC
1075 W Lambert Rd Suite B
Brea, CA 92821

Outdoor Distribution Report

Prepared For

SPJ LIGHTING Inc.

ARCHITECTURAL LANDSCAPE & OUTDOOR LIGHTING

Catalog Number

UL-B

Order Number

13818877

Report Number

13818877.23

Issue Date

2021-05-28

Prepared By

A handwritten signature in black ink, appearing to read 'Austin Duff'.

Austin Duff, Technician

Approved By

A handwritten signature in black ink, appearing to read 'Eric M. Gaudreau'.


Eric Gaudreau, Engineering Leader

The results contained in this report pertain only to the tested sample.
This report shall not be reproduced, except in full, without written approval of Underwriters Laboratories.
This report must not be used by the client to claim product certification, approval, or endorsement by
NVLAP, NIST, or any agency of the Federal Government.



Luminaire Description: White decorative housing and clear glass lens
Lamp: Seven (7) LEDs with optics above each
Mounting: VBD
Note: This report does not reflect tested values. This report is based on test data from test 13547756.02 and rated to a different power and output

Luminaire



Luminaire Characteristics

Luminous Diameter: 2.50 in.
Luminous Height: 1.000 in.

Summary of Results

Roadway Classification: Type I, Very Long
Cutoff Classification: Noncutoff
BUG Rating: B0 U3 G0

Rated Operating Conditions

Voltage: 12.00 VAC
Power: 4.400 W

Tested in 30 planes left side, 30 planes right side, left and right averaged
Vertical test increments are 2.5 degrees
Test distance exceeds five times the greatest luminous opening of luminaire

Laboratory results may not be representative of field performance
Ballast factors have not been applied



Distribution - Goniophotometer

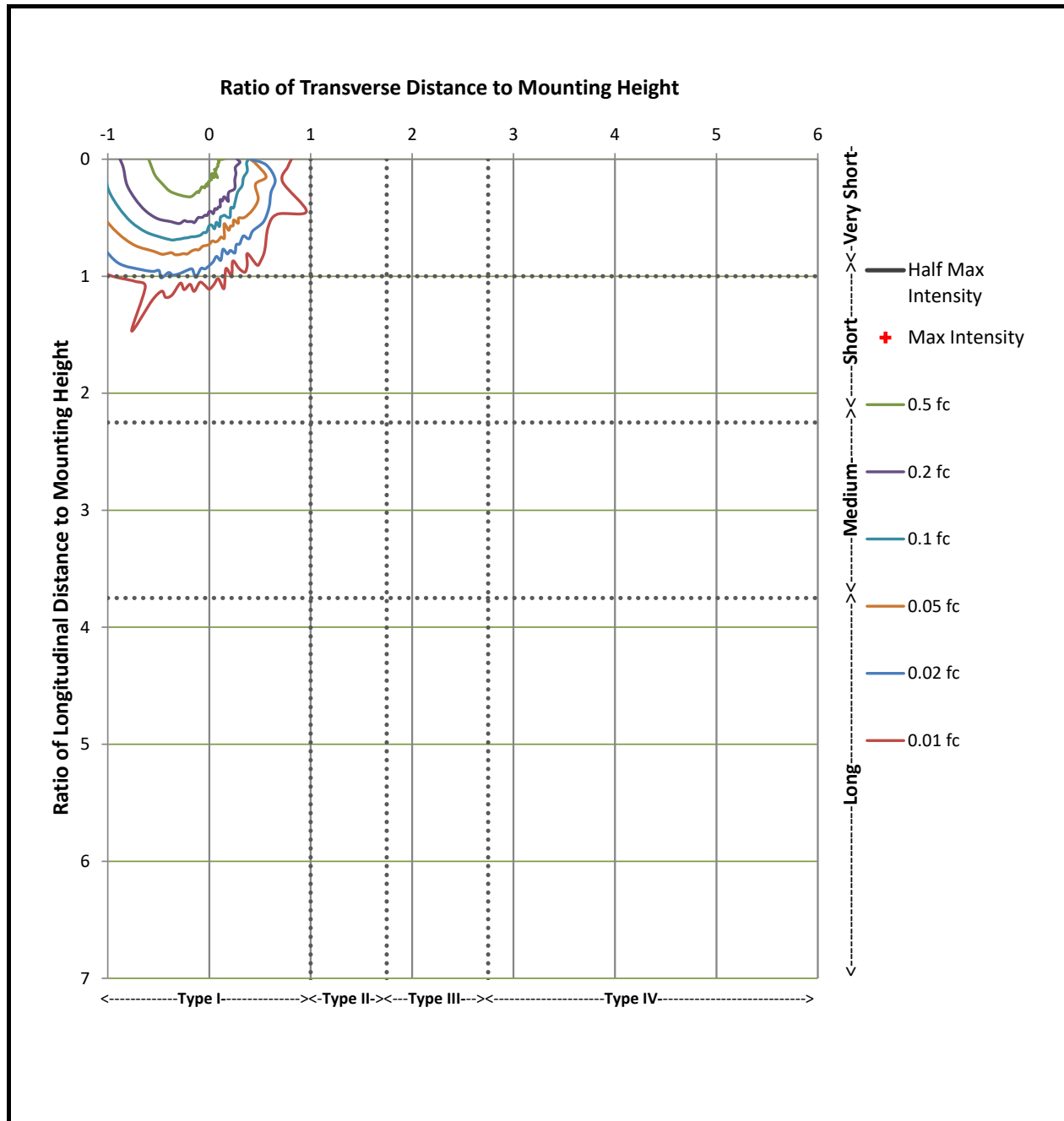
Rated Operating Conditions

Temperature	Voltage	Current	Power	Power Factor	Frequency	Current THD
N/A	12.00 VAC	N/A	4.400 W	N/A	N/A	N/A

Summary of Results

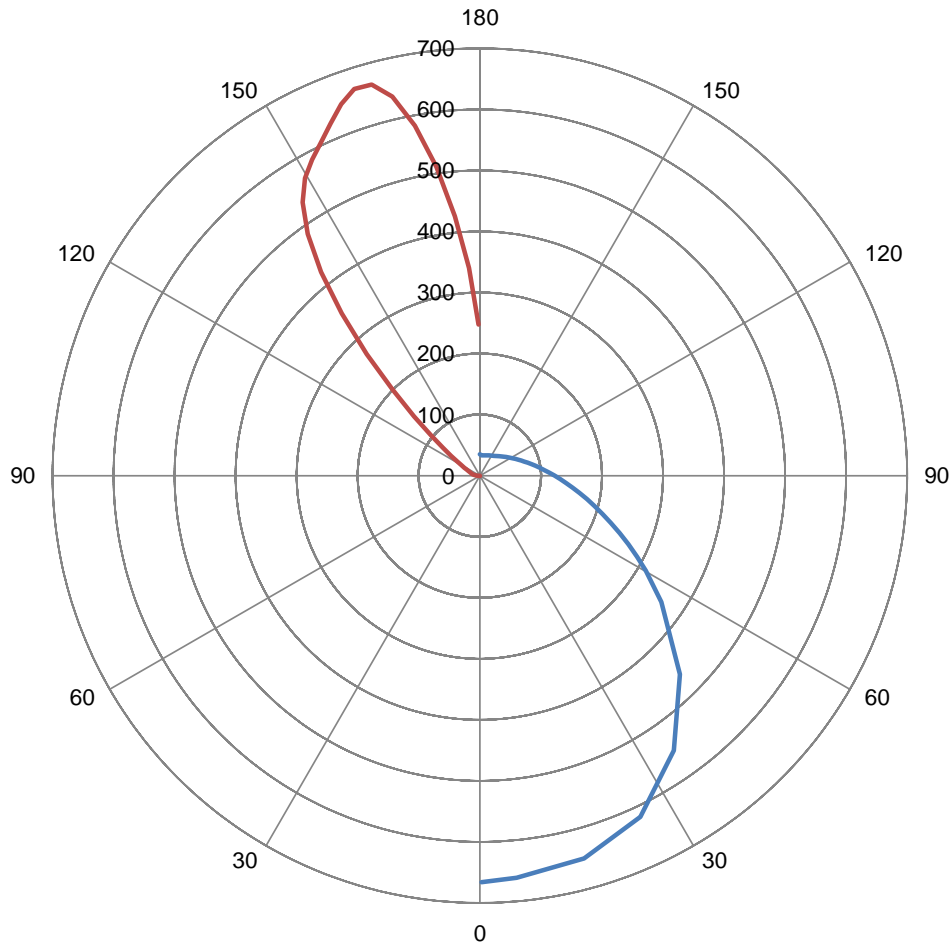
IES Roadway Classification:	Type I, Very Long	Total Lumen Output:	332 Lumens
Cutoff Classification	Noncutoff	Luminaire Efficacy:	75.5 lm/w
BUG Rating:	B0 U3 G0	Maximum Candela:	666 Candela

ISO FootCandle Plot at 1 Feet





Maximum Plane and Cone Plots of Candela



Vertical Plane Through

0 ° Lateral

Lateral Cone Through

162.5 ° Vertical

Maximum Intensity (Candlepower):

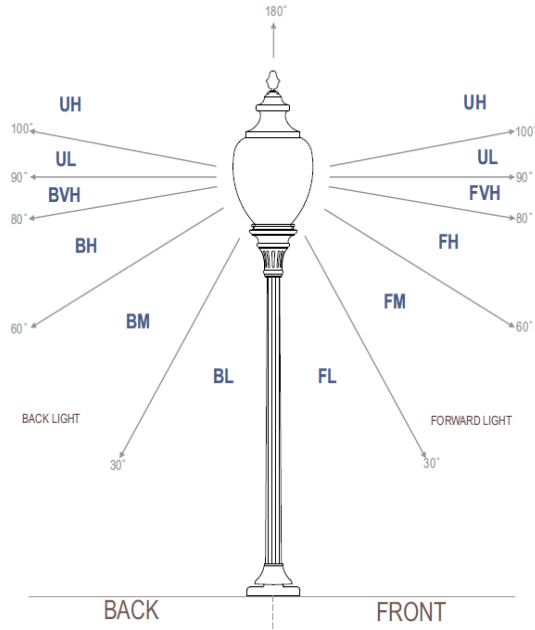
666 Candela

Zonal Lumen Summary

Zone	Lumens	% of Luminaire	Zone	Lumens	% of Luminaire	Zone	Lumens	% of Luminaire
0-5	0.0	0.0%	60-65	0.0	0.0%	120-125	6.4	1.9%
5-10	0.0	0.0%	65-70	0.0	0.0%	125-130	9.5	2.9%
10-15	0.1	0.0%	70-75	0.0	0.0%	130-135	15.1	4.5%
15-20	0.1	0.0%	75-80	0.0	0.0%	135-140	23.9	7.2%
20-25	0.1	0.0%	80-85	0.1	0.0%	140-145	34.2	10.3%
25-30	0.1	0.0%	85-90	0.3	0.1%	145-150	41.9	12.6%
30-35	0.1	0.0%	90-95	0.8	0.2%	150-155	45.4	13.7%
35-40	0.1	0.0%	95-100	1.3	0.4%	155-160	44.9	13.5%
40-45	0.0	0.0%	100-105	1.9	0.6%	160-165	40.0	12.0%
45-50	0.0	0.0%	105-110	2.6	0.8%	165-170	30.6	9.2%
50-55	0.0	0.0%	110-115	3.4	1.0%	170-175	18.4	5.5%
55-60	0.0	0.0%	115-120	4.6	1.4%	175-180	6.4	1.9%



IES "BUG" Rating
 (Back Light, Uplight, Glare)
 Per IES TM-15-11



Luminaire Classification System (LCS)

LCS	Zone	Lumens	Luminaire %
FL	(0-30)	0.1	0.0%
FM	(30-60)	0.0	0.0%
FH	(60-80)	0.0	0.0%
FVH	(80-90)	0.4	0.1%
BL	(0-30)	0.3	0.1%
BM	(30-60)	0.2	0.1%
BH	(60-80)	0.0	0.0%
BVH	(80-90)	0.0	0.0%
UL	(90-100)	2.1	0.6%
UH	(100-180)	329.2	99.0%
Total		332.4	100.0%
BUG Rating	B0 U3 G0		