



UL LLC  
1075 W Lambert Rd Suite B  
Brea, CA 92821

## Outdoor Distribution Report

Prepared For

**SPJ** LIGHTING Inc.

ARCHITECTURAL LANDSCAPE & OUTDOOR LIGHTING

**Catalog Number**  
**PL-A 24 (4000K)**

Order Number

13818877

Report Number

13818877.06

Issue Date

2021-05-28

Prepared By

Austin Duff, Technician

Approved By


Eric Gaudreau, Engineering Leader

The results contained in this report pertain only to the tested sample.  
This report shall not be reproduced, except in full, without written approval of Underwriters Laboratories.  
This report must not be used by the client to claim product certification, approval, or endorsement by  
NVLAP, NIST, or any agency of the Federal Government.



**Luminaire Description:** White decorative housing and clear glass lens  
**Lamp:** Three (3) LEDs with optics above each  
**Mounting:** VBD  
**Note:** This report does not reflect tested values. This report is based on test data from test 13547756.03 and rated to a different CCT and output. Mounting height for the isofootcandle plot has also been changed.

### Luminaire



### Luminaire Characteristics

Luminous Diameter: 0.75 in.  
Luminous Height: 0.2500 in.

### Summary of Results

Roadway Classification: Type II, Very Short  
Cutoff Classification: Noncutoff  
BUG Rating: B0 U1 G0

### Rated Operating Conditions

Voltage: 12.0 VAC  
Power: 1.223 W

Tested in 30 planes left side, 30 planes right side, left and right averaged  
Vertical test increments are 2.5 degrees  
Test distance exceeds five times the greatest luminous opening of luminaire

Laboratory results may not be representative of field performance  
Ballast factors have not been applied



### Distribution - Goniophotometer

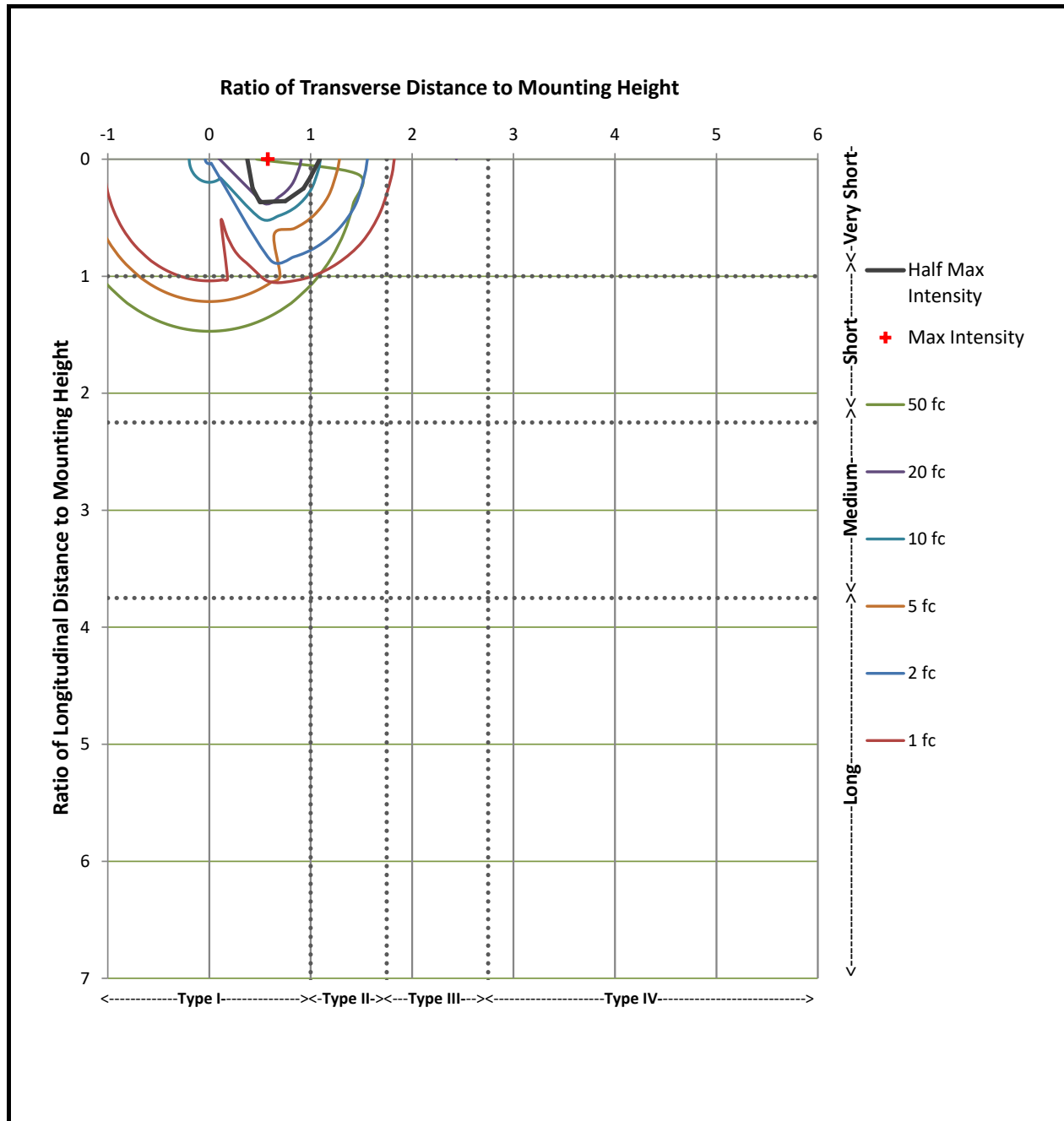
#### Rated Operating Conditions

Temperature	Voltage	Current	Power	Power Factor	Frequency	Current THD
N/A	12.00 VAC	N/A	1.223 W	N/A	N/A	N/A

#### Summary of Results

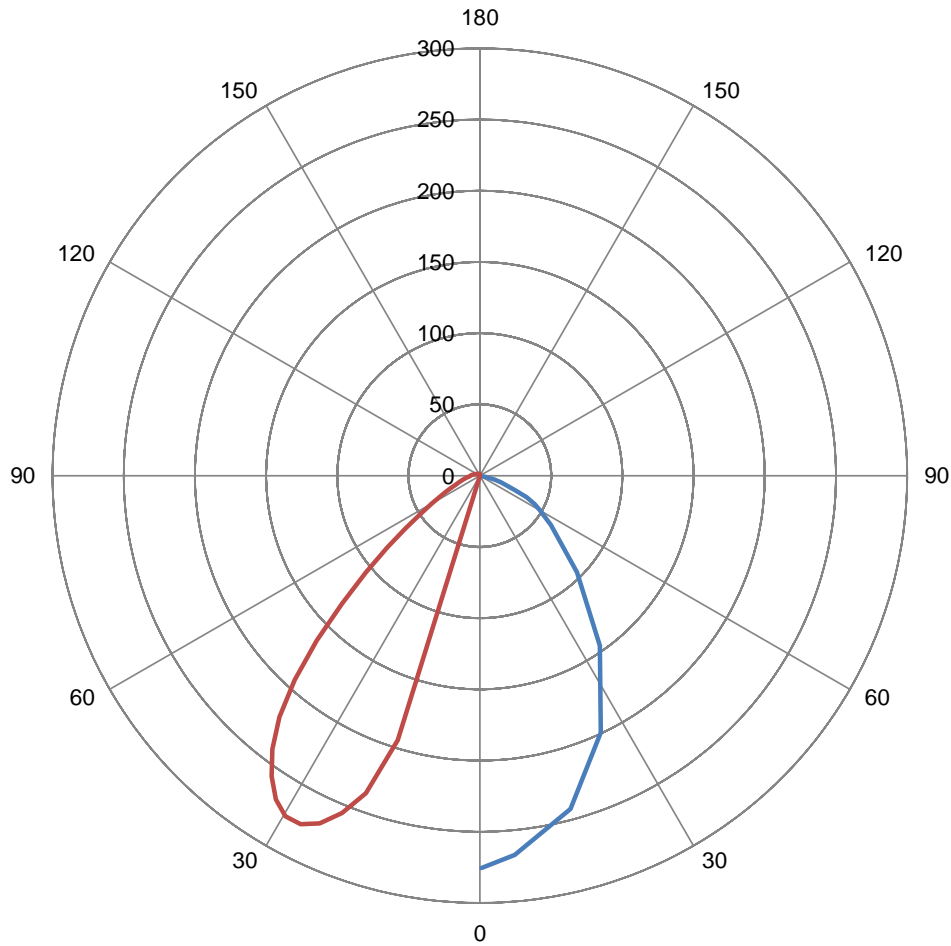
<b>IES Roadway Classification:</b>	Type II, Very Short	<b>Total Lumen Output:</b>	114 Lumens
<b>Cutoff Classification</b>	Noncutoff	<b>Luminaire Efficacy:</b>	93.4 lm/w
<b>BUG Rating:</b>	B0 U1 G0	<b>Maximum Candela:</b>	275 Candela

#### ISO FootCandle Plot at 2 Feet





**Maximum Plane and Cone Plots of Candela**



Vertical Plane Through

0 ° Lateral

Lateral Cone Through

30 ° Vertical

**Maximum Intensity (Candlepower):**

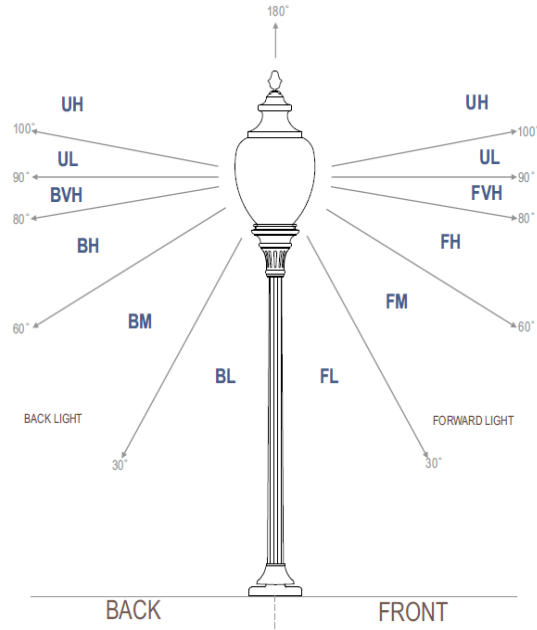
275 Candela

**Zonal Lumen Summary**

Zone	Lumens	% of Luminaire	Zone	Lumens	% of Luminaire	Zone	Lumens	% of Luminaire
0-5	0.0	0.0%	60-65	3.4	3.0%	120-125	0.4	0.4%
5-10	0.0	0.0%	65-70	2.6	2.3%	125-130	0.4	0.3%
10-15	0.0	0.0%	70-75	2.0	1.8%	130-135	0.4	0.3%
15-20	4.0	3.5%	75-80	1.6	1.4%	135-140	0.3	0.3%
20-25	10.7	9.3%	80-85	1.3	1.2%	140-145	0.3	0.2%
25-30	15.1	13.2%	85-90	1.1	1.0%	145-150	0.2	0.2%
30-35	16.3	14.2%	90-95	0.9	0.8%	150-155	0.2	0.2%
35-40	15.3	13.4%	95-100	0.8	0.7%	155-160	0.2	0.2%
40-45	12.8	11.2%	100-105	0.7	0.6%	160-165	0.1	0.1%
45-50	9.6	8.4%	105-110	0.6	0.5%	165-170	0.1	0.1%
50-55	6.8	5.9%	110-115	0.5	0.5%	170-175	0.1	0.1%
55-60	4.7	4.2%	115-120	0.5	0.4%	175-180	0.0	0.0%



**IES "BUG" Rating**  
 (Back Light, Uplight, Glare)  
 Per IES TM-15-11



Luminaire Classification System (LCS)

LCS	Zone	Lumens	Luminaire %
FL	(0-30)	29.8	26.1%
FM	(30-60)	65.5	57.4%
FH	(60-80)	9.6	8.4%
FVH	(80-90)	2.4	2.1%
BL	(0-30)	0.0	0.0%
BM	(30-60)	0.0	0.0%
BH	(60-80)	0.0	0.0%
BVH	(80-90)	0.0	0.0%
UL	(90-100)	1.8	1.5%
UH	(100-180)	5.1	4.4%
<b>Total</b>		<b>114.2</b>	<b>100.0%</b>
<b>BUG Rating</b>	<b>B0 U1 G0</b>		