



UL LLC
1075 W Lambert Rd Suite B
Brea, CA 92821

Outdoor Distribution Report

Relevant Standards
IES LM-79-2008, ANSI C82.77-10-2014

Prepared For

SPJ LIGHTING Inc.
ARCHITECTURAL LANDSCAPE & OUTDOOR LIGHTING

Catalog Number

PL-A24

Order Number

13818877

Report Number

13818877.04

Issue Date

2021-05-28

Prepared By

Austin Duff, Technician

Approved By


Eric Gaudreau, Engineering Leader

The results contained in this report pertain only to the tested sample.
This report shall not be reproduced, except in full, without written approval of Underwriters Laboratories.
This report must not be used by the client to claim product certification, approval, or endorsement by
NVLAP, NIST, or any agency of the Federal Government.



Luminaire Description: White decorative housing and clear glass lens
Lamp: Three (3) LEDs with optics above each
Mounting: VBD
Note: This report is a duplicate of report 13547756.03, with an alternate isofootcandle plot mounting height

Luminaire



Luminaire Characteristics

Luminous Diameter: 0.75 in.
Luminous Height: 0.2500 in.

Summary of Results

Roadway Classification: Type II, Very Short
Cutoff Classification: Noncutoff
BUG Rating: B0 U1 G0

Test Conditions

Test Temperature: 24.6 °C
Voltage: 11.98 VAC
Current: 0.1476 A
Power: 1.223 W
Power Factor: 0.692
Frequency: 60 Hz
Current THD: 98.6 %

Tested in 30 planes left side, 30 planes right side, left and right averaged
Vertical test increments are 2.5 degrees
Test distance exceeds five times the greatest luminous opening of luminaire

Laboratory results may not be representative of field performance
Ballast factors have not been applied



Distribution - Goniophotometer

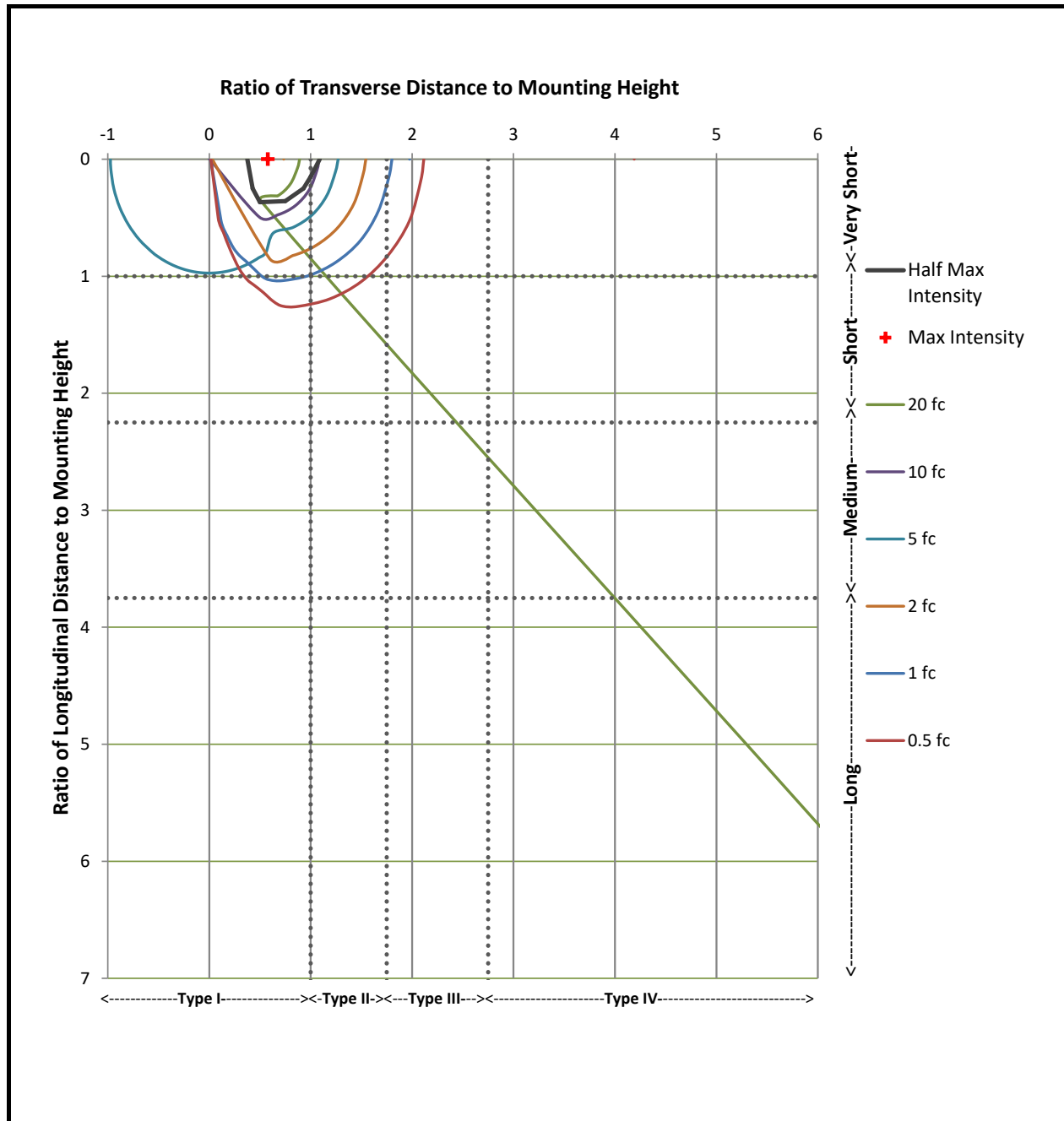
Distribution Test Conditions

Temperature	Voltage	Current	Power	Power Factor	Frequency	Current THD
24.6 °C	11.98 VAC	0.1476 A	1.223 W	0.692	60 Hz	98.6 %

Summary of Results

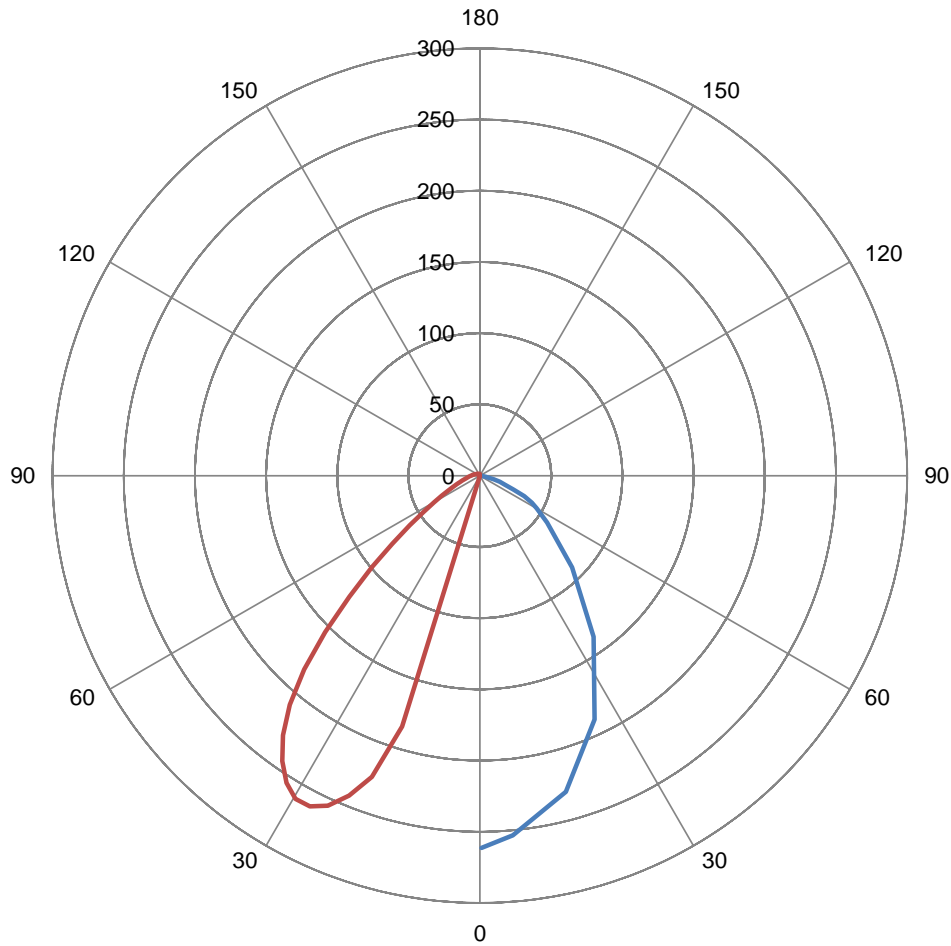
IES Roadway Classification:	Type II, Very Short	Total Lumen Output:	108 Lumens
Cutoff Classification	Noncutoff	Luminaire Efficacy:	88.6 lm/w
BUG Rating:	B0 U1 G0	Maximum Candela:	261 Candela

ISO FootCandle Plot at 2 Feet





Maximum Plane and Cone Plots of Candela



Vertical Plane Through

0 ° Lateral

Lateral Cone Through

30 ° Vertical

Maximum Intensity (Candlepower):

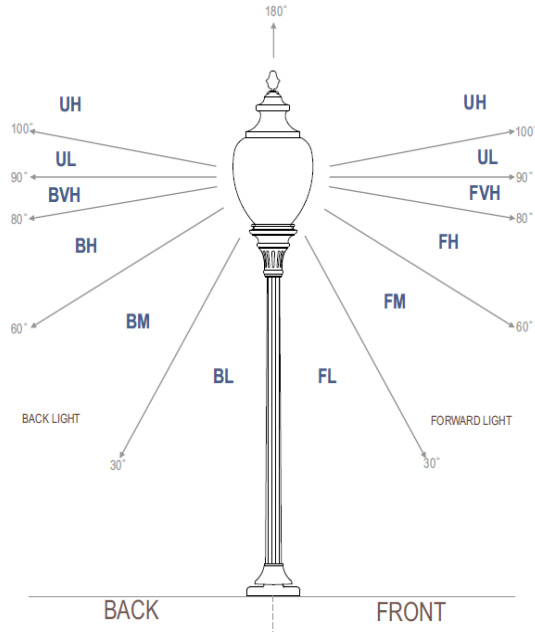
261 Candela

Zonal Lumen Summary

Zone	Lumens	% of Luminaire	Zone	Lumens	% of Luminaire	Zone	Lumens	% of Luminaire
0-5	0.0	0.0%	60-65	3.3	3.0%	120-125	0.4	0.4%
5-10	0.0	0.0%	65-70	2.5	2.3%	125-130	0.4	0.3%
10-15	0.0	0.0%	70-75	1.9	1.8%	130-135	0.3	0.3%
15-20	3.8	3.5%	75-80	1.5	1.4%	135-140	0.3	0.3%
20-25	10.1	9.3%	80-85	1.2	1.2%	140-145	0.3	0.2%
25-30	14.3	13.2%	85-90	1.0	1.0%	145-150	0.2	0.2%
30-35	15.4	14.2%	90-95	0.9	0.8%	150-155	0.2	0.2%
35-40	14.6	13.4%	95-100	0.8	0.7%	155-160	0.2	0.2%
40-45	12.2	11.2%	100-105	0.7	0.6%	160-165	0.1	0.1%
45-50	9.1	8.4%	105-110	0.6	0.5%	165-170	0.1	0.1%
50-55	6.4	5.9%	110-115	0.5	0.5%	170-175	0.1	0.1%
55-60	4.5	4.2%	115-120	0.4	0.4%	175-180	0.0	0.0%



IES "BUG" Rating
 (Back Light, Uplight, Glare)
 Per IES TM-15-11



Luminaire Classification System (LCS)

LCS	Zone	Lumens	Luminaire %
FL	(0-30)	28.3	26.1%
FM	(30-60)	62.2	57.4%
FH	(60-80)	9.1	8.4%
FVH	(80-90)	2.3	2.1%
BL	(0-30)	0.0	0.0%
BM	(30-60)	0.0	0.0%
BH	(60-80)	0.0	0.0%
BVH	(80-90)	0.0	0.0%
UL	(90-100)	1.7	1.5%
UH	(100-180)	4.8	4.4%
Total		108.4	100.0%
BUG Rating	B0 U1 G0		