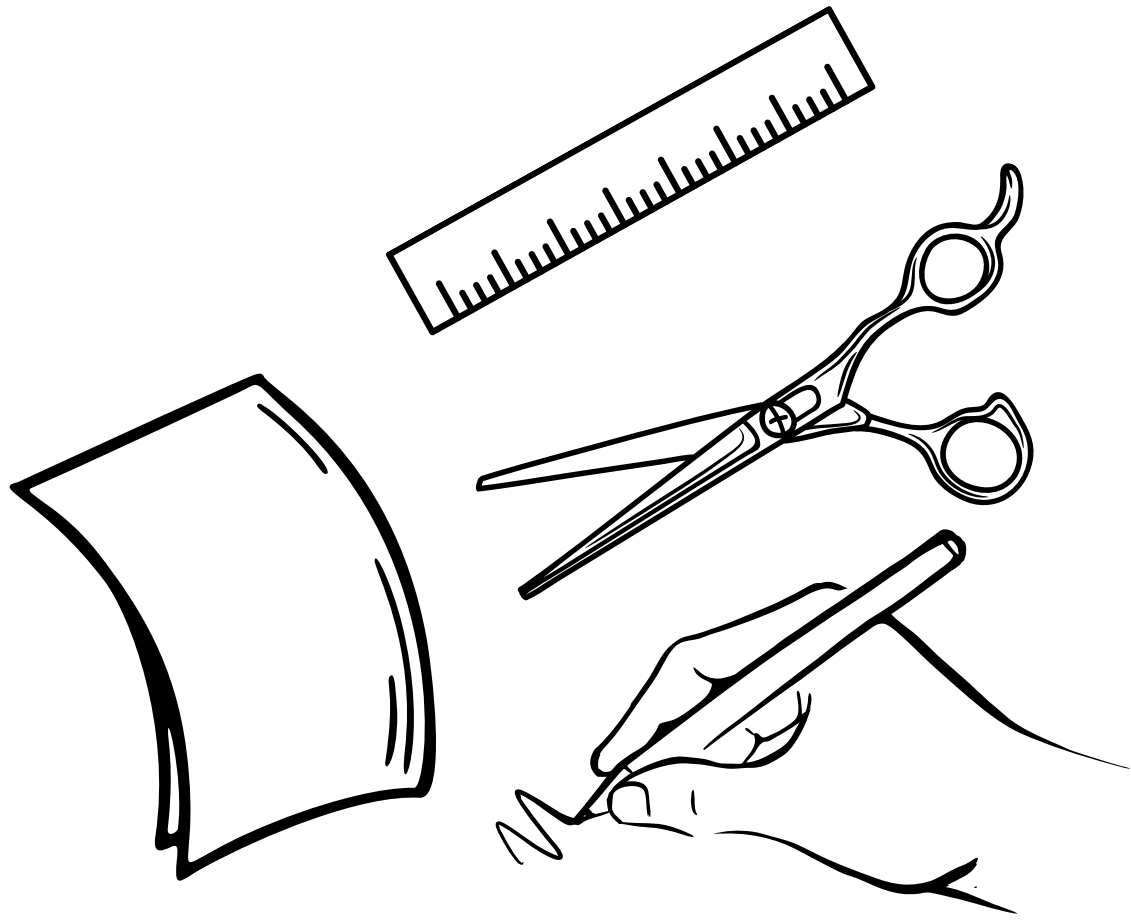




anemoui

FIND YOUR
RING SIZE




MATERIALS

R E Q U I R E D

1. Paper
2. Scissors
3. Pen/Pencil
4. Scale/Ruler

STEP 1:

Cut a thin strip of Paper
(Slightly longer than the
width of your hand)



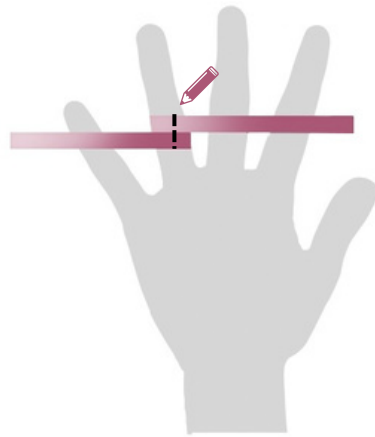
STEP 2:

Wrap the thin strip of
paper around your finger



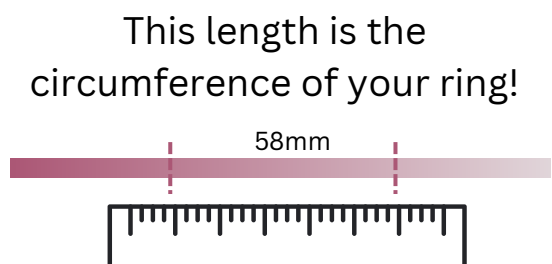
STEP 3:

Mark the meeting point on
both sides with a Pen/Pencil



STEP 4:

Measure the length of the
Marked Points using a ruler



STEP 5:

Use the following chart to determine your ring size.

SIZE	CIRCUMFERENCE (mm)	CIRCUMFERENCE (inches)
6	45.9	1.81
7	47.1	1.89
8	48.1	1.89
9	49.0	1.93
10	50.0	1.97
11	50.9	2.0
12	51.8	2.04
13	52.8	2.08
14	54.0	2.13
15	55.0	2.16
16	55.9	2.2

In case your size is not available, you can reach out to us & we can customise the ring in your size.