

FML-15-M



DEVICE

Femtosecond Mode-Locked Laser, Module

OVERVIEW

The Optilab FML-15-M Femtosecond Mode-Locked Laser (FML) Module utilizes a proprietary Saturable Absorber (SA) for passive mode locking. It delivers femtosecond pulses with an excellent power stability and reliability. Designed with no moving parts, and requiring no polarization controller, the compact FML-15-M is built with highly qualified photonics components to provide operation life of 10+ year. The pulse width is factory selectable from 200 fs and up, with near transform-limited pulse shape and a better than 20 dB pedestal, and the pulse repetition rate can be specified from 10 to 50 MHz with a single mode (SM) fiber output. The FML-15-M requires a single ± 5 Volt DC power supply for operation. Contact Optilab for more information.

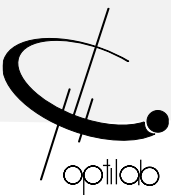
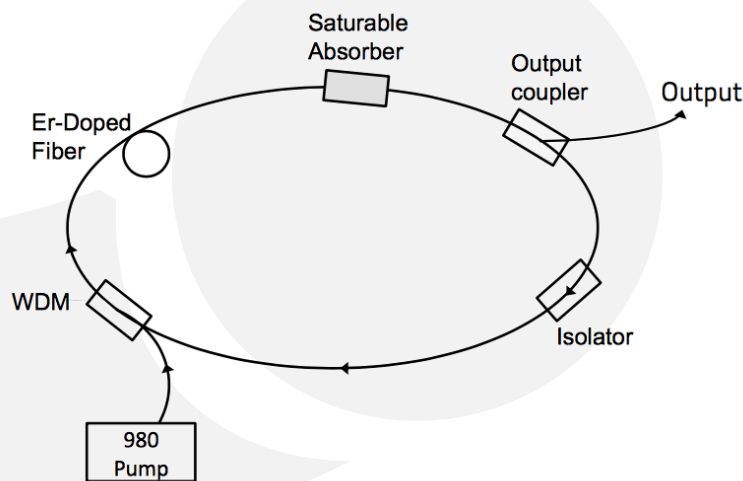
FEATURES


- All fiber base requires no adjustment
- 1540 to 1560 nm peak wavelength
- Near transform-limited output
- Peak Pulse Power: 4 kW typ.
- Pulse width from 200 fs
- 30 mW output typ.
- Pulse Energy: 1nJ
- Compact, low power, reliable

USE IN

- Telecom components characterization
- Super continuum generation
- Terahertz radiation
- Materials characterization
- Optical switching
- Optical metrology

FUNCTIONAL DIAGRAM





FML-15-M

SPECIFICATIONS

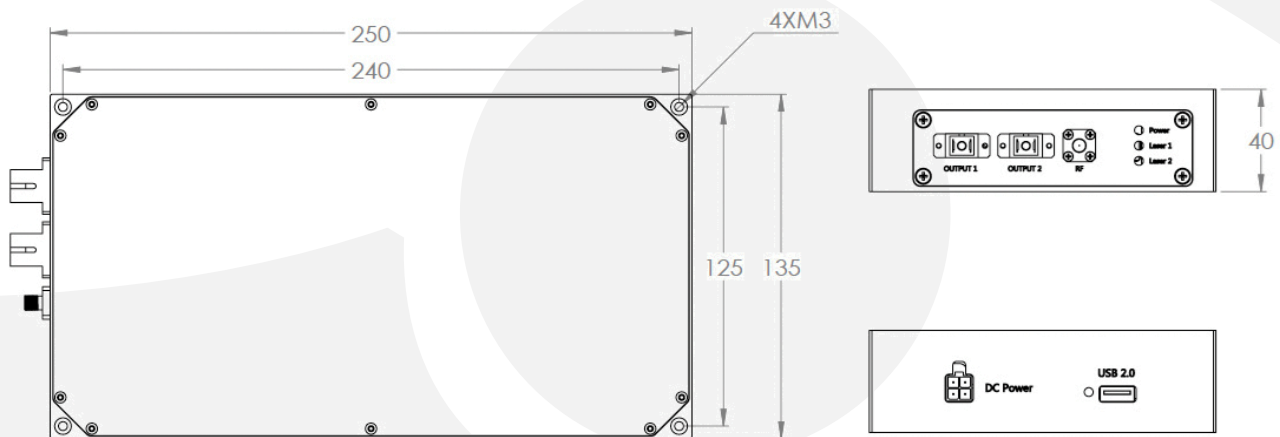
Output Power	30 mW typ.
Peak Wavelength	1540 nm - 1560 nm, others available
3 dB Spectral Bandwidth	20 nm - 35 nm, typ.
Pulse Duration	200 fs and up
Pulse Repetition Rate	10 MHz - 50 MHz
Peak Pulse Power	4 kW typ.
Pulse Energy	1 nJ
Trigger Output (optional)	Pulse converted to electrical output


GENERAL

Operating Temperature	+5°C to +50°C
Storage Temperature	-55°C to +85°C
Optical Connector	FC/APC, other optional
Electrical Connector	DB-25
Remote Control	RS-232 Interface
Dimensions	250 mm x 135 mm x 40 mm
Accessories Included	+/- 5 V DC power supply

MECHANICAL

MECHANICAL DRAWING





FML-15-M

ORDERING
OPTIONS

FML-15-M-XX-Y
XX PM Output
YY TG: Trigger Out

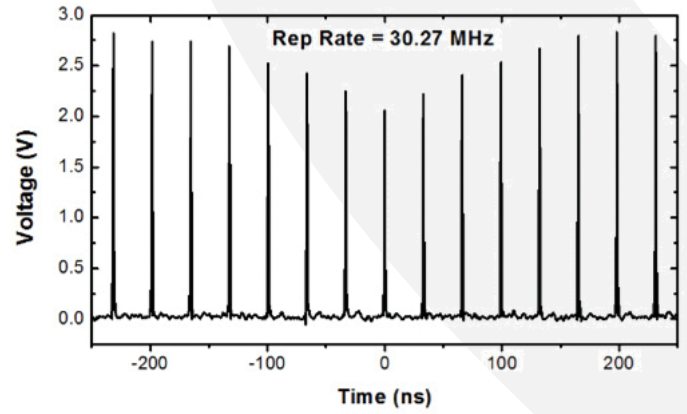


Figure 1: Repetition Rate Measurement

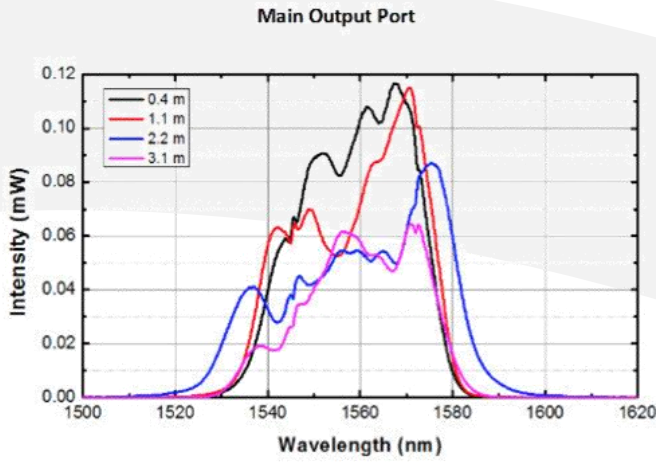


Figure 2: Main output spectrum measured at output coupling fiber of 0.36 m, 1.1 m, 2.2 m and 3.1 m length.

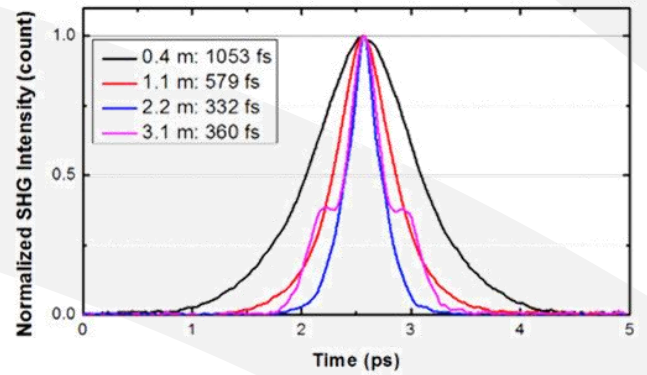


Figure 3: Autocorrelation measurement of main port output measured with four different output coupling fiber: 0.36 m, 1.1 m, 2.2 m and 3.1 m long, with FWHM at 1053, 579, 332 and 360 fs respectively.

SAMPLE MEASUREMENT RESULTS

Parameter	Unit	Main Output	Tap Output
Peak Wavelength	nm	1575	1567
Linewidth	nm	35	29
Average Power	mW	28.18	1.62
Repetition Rate	MHz	30.27	
Pulse Width*	fs	235	211
Pulse Energy	nJ	0.93	0.05
Peak Power	kW	3.96	0.25

