

ASE-CL-B



DEVICE

Broadband ASE Source, C & L-Band Benchtop, Up to 50mW

OVERVIEW

The Optilab ASE-CL-B is an Amplified Spontaneous Emission (ASE) based broadband light source, designed for general laboratory applications. The ASE-CL-B is a reliable and cost-effective benchtop unit that can be ordered with various output power levels. The LD operating temperature and drive current are precisely monitored by a micro-controller to ensure constant output power and emission wavelength stability. With its simple and intuitive front panel interface, the user can control the ASE source output power level by adjusting the drive current along with local and remote status monitoring, contact Optilab for more information.

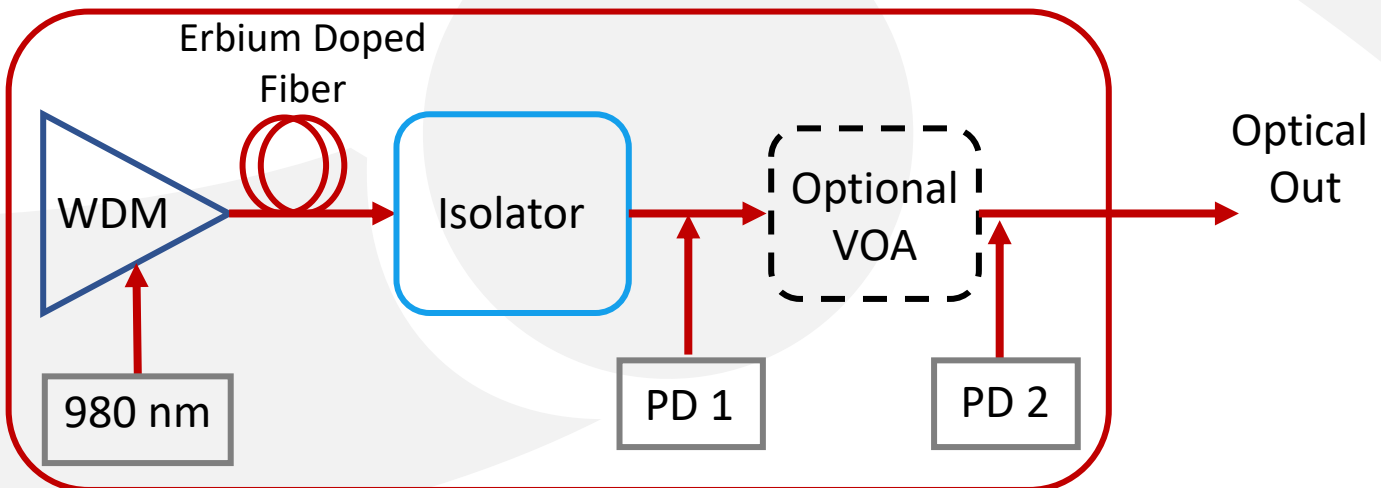
FEATURES



- Emission wavelength 1527 nm - 1605 nm
- Minimal ripple in emission spectrum
- Gain Flattening
- Up to 50 mW Total Power
- Monitoring and control Via USB
- Optional Variable Optical Attenuator

USE IN

- Fiber Optic Sensing
- Optical Tomography
- DWDM component characterization
- Optical gyroscope

FUNCTION DIAGRAM





SPECIFICATIONS

GENERAL

Wavelength Range	1527 nm to 1605 nm
Spectral Flatness	± 2.5 dB
Output Power	20, 50 mW
LD control	Bias current
Output Power Stability	± 0.5 dB over 8 hours
Spectral Ripple	5% typ.
Center Wavelength Stability	± 0.1 nm over 8 hours
Side Mode Suppression Ratio	45 dB typ.
Optical Isolation	40 dB min.

MECHANICAL

Operating Temperature	10° C to +50° C
Storage Temperature	-10° C to +70° C
Operating Humidity	0% to 85% Relative Humidity
Power Supply	80 - 240 V, 43 - 63 Hz AC or 40 - 58 V DC (Optional)
Power Consumption	60 W max.
Housing Dimensions	Benchtop, 14" x 12.5" x 3.5"
Control / Monitoring	Pump Current, Output Power, VOA
Remote Control	RS-232 via USB
Display	Pump Current, Output Power
Optical Connectors	FC/APC and other options
Optical Fiber Type	SMF-28

ORDERING OPTION

ASE-CL-**XX**-B

XX 20, 50 (Output Power in mW)

