





DIN 35mm

Features :

- 3Ø - 3 Wire, 3Ø - 4 Wire Input
- Monitors Under Voltage, Over Voltage, Under Frequency, Over Frequency, Phase Asymmetry, Phase Failure and Phase Sequence
- True RMS Measurement
- Power ON Delay, Trip Time Delay and Recovery Time Delay
- Adjustable Switching Hysteresis
- Two Separate Alarm Relays
- DIN Rail Mount

Certifications :  

Display Specifications

Type	Digital
Display	Liquid Crystal Display
No. of LED	3
No. of Push Button	3

LED Indication Chart

Condition	'ON' LED	'R1' LED	'R2' LED
Nominal Condition	ON	OFF	OFF
Fault Condition If Programming Relay1	ON	ON	OFF
Fault Condition If Programming Relay2	ON	OFF	ON
Fault Condition (If Programming For Both Relay)	ON	ON	ON

Input Specifications

Functions	
Measurements	Under voltage, Over voltage, Under frequency, Over frequency, Phase asymmetry, Phase failure and Phase sequence
Time Setting	Power ON delay, Trip time delay and Recovery time delay
Alarm Indications	Trip
Latching	Selectable
Reset	Auto / Manual
Electrical Connection	3Ø - 3 wire, 3Ø - 4 wire
Measuring Range	
(RMS Value)	280 to 520V AC (L - L) 160 to 300V AC (L - N)
Trip Settings	
Under Voltage	280 to 520V AC (L - L) [for 3Ø - 3 wire] 160 to 300V AC (L - N) [for 3Ø - 4 wire]
Over Voltage	280 to 520V AC (L - L) [for 3Ø - 3 wire] 160 to 300V AC (L - N) [for 3Ø - 4 wire]
Under Frequency	45 / 65Hz
Over Frequency	45 / 65Hz
Phase Failure	Yes
Phase Sequence	Yes
Phase Asymmetry	5.0 - 99.9%

Trip Time Settings

Power ON Delay	2 - 99.9sec
Trip Time Delay	0 - 99.9sec
Recovery Time Delay	0 - 99.9sec
Response Time	< 200ms

Hysteresis

Voltage	1.0 - 99.9V
Frequency	0.2 - 2Hz
Asymmetry	2 - 20%

Resolution

Voltage	1V
Frequency	0.1Hz

Accuracy

Voltage	±1% of set value
Frequency	±0.3Hz

Output Specifications

No. of Relays	2
Type of Output (Relay1)	1 C/O (SPDT)
Type of Output (Relay2)	1 C/O (SPDT)
Relay Rating	NO / 5A@250V AC NC / 3A@250V AC (res)

Auxiliary Supply Specifications

Supply Voltage	Self powered
Operating Range	280 to 520V AC (L - L) 160 to 300V AC (L - N)
Power Consumption	50VA max
Frequency	45 / 65Hz

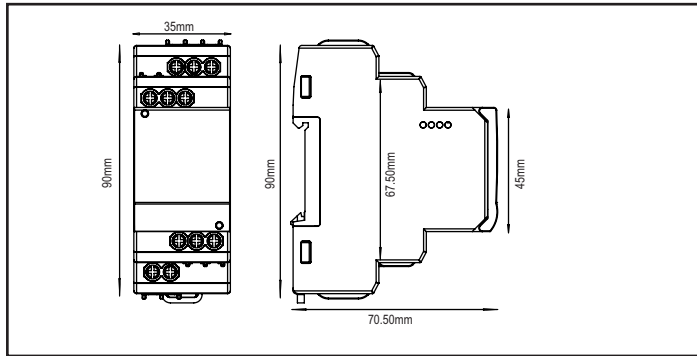
Environmental Specifications

Temperature	Operating Temperature : 0° to 55°C Storage Temperature : -20° to 70°C
Humidity (non-condensing)	95% RH
Pollution Degree	
For PCB	2
For Product	3
Degree of Protection Devices	IP20

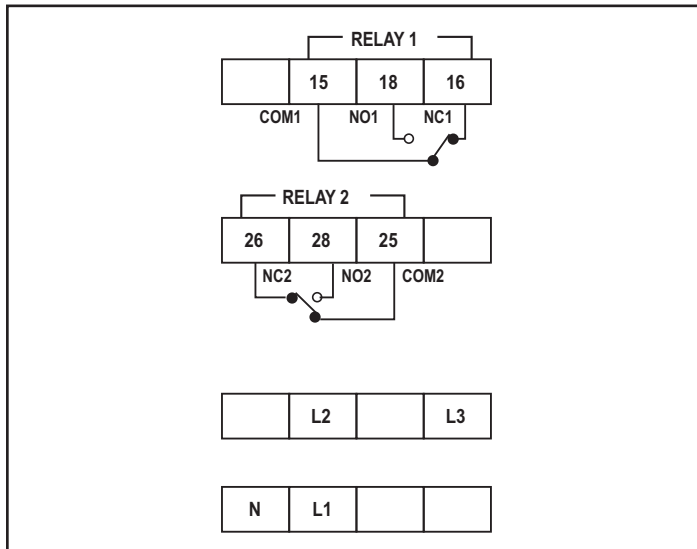
Mechanical Specifications

Mounting	DIN Rail
Weight	135g
Screw Tightening Torque	0.5 NM

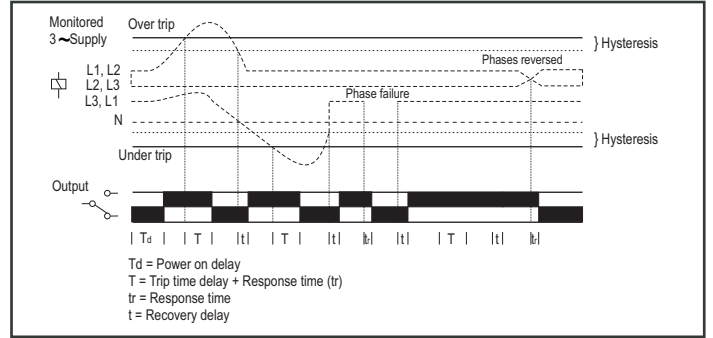
Dimensions



Terminal Connection



Timing Diagram



Compliance

Applicable EMI / EMC Standards

Product Standard : IEC 60947-2

Category	Reference Standards	Testing Level
Electrostatic Discharge	IEC 61000-4-2	Level-3
Electrical Fast Transient / Burst	IEC 61000-4-4	Level-3
Electromagnetic Field	IEC 61000-4-3	Level-3
Surge	IEC 61000-4-5	Level-3
Conducted RF	IEC 61000-4-6	Level-2
Rated Power Frequency	IEC 61000-4-8	Level-4
Voltage Dip / Short Interruptions	IEC 61000-4-11	Level-3
Conducted Emissions	CISPR-11	Class-B
Radiated Emissions	CISPR-11	Class-A
Emission & Immunity	IEC 61326-1	
Safety	IEC 61010-1	

Ordering Information

Product Code	Operating Range	Certification
900VPR-2-280/520V-CE	280 to 520V AC	CE
900VPR-2-280/520V-CU-RoHS	280 to 520V AC	UL LISTED