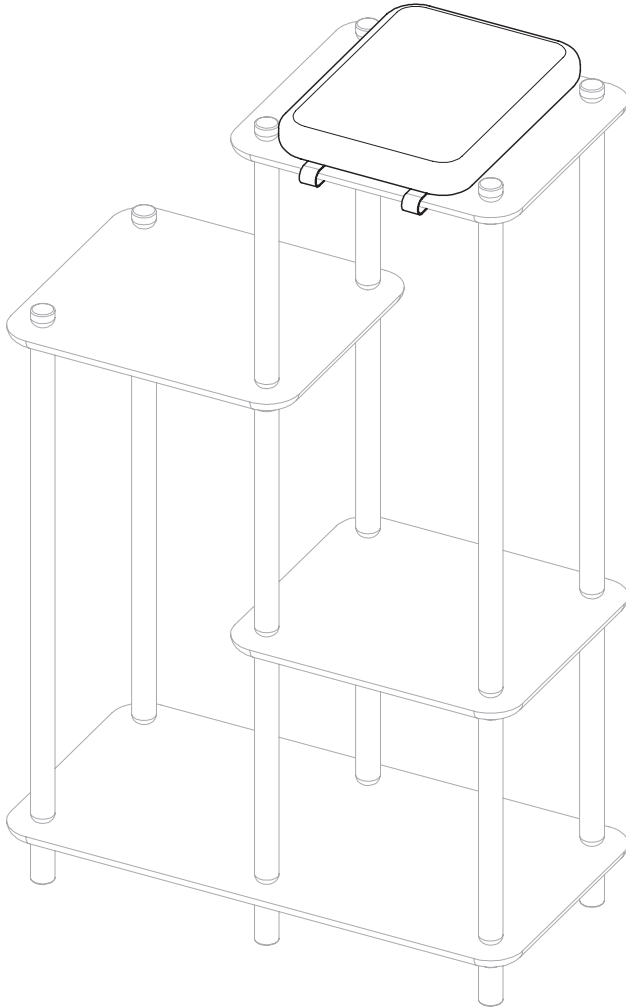


CONNECT cushion



papuk



Thank you for purchasing CONNECT cushion.

Please follow these easy steps
to ensure correct assembly.

You can also find the digital version of these
instructions on our website at papuk.co

Material & Care

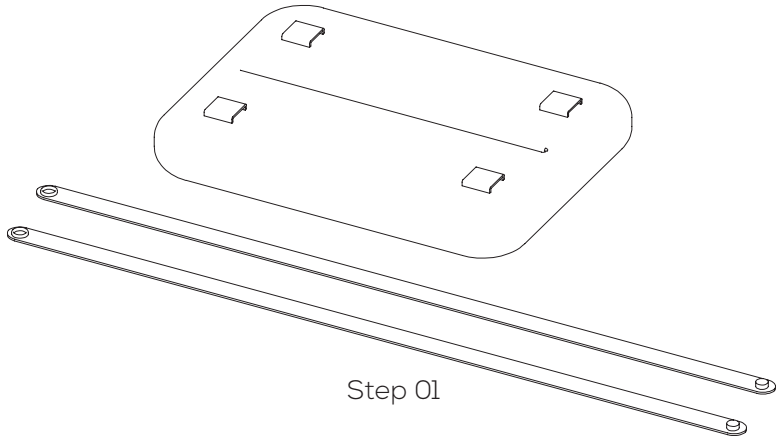
When necessary, vacuum the cushion cover with a brush fitting. If washing is required, remove the cushion cover and review the following instructions: machine wash, delicate cycle (max 30° C); do not spin dry; no bleach; do not dry in tumbler; do not dry in sunlight; do not squeeze or wring; do not iron; can be dry cleaned.

To clean leather straps, avoid using any cleaning products and wipe with wet cloth only.

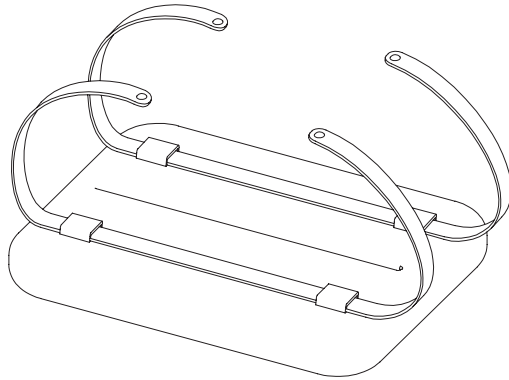
Cushion Cover | Cotton & Polyester

Cushion Insert | Foam

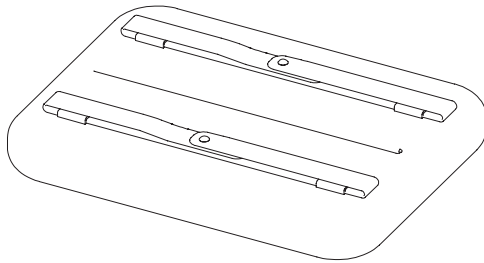
Straps | Leather



Step 01



Step 02



Step 03



papuk.co